



Decision Diagnostics Corp.

QUARTERLY REPORT FOR OTC PINK

Supplemental Disclosures

Quarterly Report for the

Three Months Ended

June 30, 2020

Trading Symbol: DECN

CUSIP Number: 243443 108

Disclosure Statement Pursuant to the Pink Basic Disclosure Guidelines

Decision Diagnostics Corp.

A Nevada Corporation

2660 Townsgate Road Suite 300
Westlake Village, CA 92361

(805) 446-1973

www.decisiondiagnostics.com

info@desisiocdiagnostics.com

5122, 7371

Quarterly Report **For the Period Ending: June 30, 2020** (the "Reporting Period")

As of June 30, 2020, the number of shares outstanding of our Common Stock was:

300,623,608

As of December 31, 2019, the number of shares outstanding of our Common Stock was:

159,399,161

Indicate by check mark whether the company is a shell company (as defined in Rule 405 of the Securities Act of 1933 and Rule 12b-2 of the Exchange Act of 1934):

Yes: No: (Double-click and select "Default Value" to check)

Indicate by check mark whether the company's shell status has changed since the previous reporting period:

Yes: No:

Indicate by check mark whether a Change in Control¹ of the company has occurred over this reporting period:

Yes: No:

¹ "Change in Control" shall mean any events resulting in:

(i) Any "person" (as such term is used in Sections 13(d) and 14(d) of the Exchange Act) becoming the "beneficial owner" (as defined in Rule 13d-3 of the Exchange Act), directly or indirectly, of securities of the Company representing fifty percent (50%) or more of the total voting power represented by the Company's then outstanding voting securities;

(ii) The consummation of the sale or disposition by the Company of all or substantially all of the Company's assets;

(iii) A change in the composition of the Board occurring within a two (2)-year period, as a result of which fewer than a majority of the directors are directors immediately prior to such change; or

(iv) The consummation of a merger or consolidation of the Company with any other corporation, other than a merger or consolidation which would result in the voting securities of the Company outstanding immediately prior thereto continuing to represent (either by remaining outstanding or by being converted into voting securities of the surviving entity or its parent) at least fifty percent (50%) of the total voting power represented by the voting securities of the Company or such surviving entity or its parent outstanding immediately after such merger or consolidation.

1) Name of the issuer and its predecessors (if any)

In answering this item, please also provide any names used by predecessor entities in the past five years and the dates of the name changes.

11/25/2011 Company named changed from Instacare Corp. to Decision Diagnostics Corp.

Date and state (or jurisdiction) of incorporation (also describe any changes to incorporation since inception, if applicable) Please also include the issuer's current standing in its state of incorporation (e.g. active, default, inactive):

Nevada, active

Has the issuer or any of its predecessors ever been in bankruptcy, receivership, or any similar proceeding in the past five years?

Yes: No:

2) Security Information

Trading symbol:	<u>DECN</u>	
Exact title and class of securities outstanding:	<u>Common</u>	
CUSIP:	243443 108	
Par or stated value:	<u>\$.001</u>	
Total shares authorized:	<u>495,000,000</u>	as of date: <u>November 25, 2011</u>
Total shares outstanding:	<u>300,623,608</u>	as of date: <u>June 30, 2020</u>
Number of shares in the Public Float ² :	<u>135,664,887</u>	as of date: <u>June 30, 2020</u>
Total number of shareholders of record:	<u>481</u>	as of date: <u>June 30, 2020</u>

Additional class of securities (if any): **N/A**

Trading symbol:	_____	
Exact title and class of securities outstanding:	_____	
CUSIP:	_____	
Par or stated value:	_____	
Total shares authorized:	_____	as of date: _____
Total shares outstanding:	_____	as of date: _____

Transfer Agent

Name: Action Stock Transfer
Phone: (801) 274-1088
Email: jb@actionstocktransfer.com

Is the Transfer Agent registered under the Exchange Act?³ Yes: No:

Describe any trading suspension orders issued by the SEC concerning the issuer or its predecessors:

None

² "Public Float" shall mean the total number of unrestricted shares not held directly or indirectly by an officer, director, any person who is the beneficial owner of more than 10 percent of the total shares outstanding (a "control person"), or any affiliates thereof, or any immediate family members of officers, directors and control persons.

³ To be included in the Pink Current Information tier, the transfer agent must be registered under the Exchange Act.

List any stock split, stock dividend, recapitalization, merger, acquisition, spin-off, or reorganization either currently anticipated or that occurred within the past 12 months:

None

3) Issuance History

The goal of this section is to provide disclosure with respect to each event that resulted in any direct changes to the total shares outstanding of any class of the issuer's securities in the past two completed fiscal years and any subsequent interim period. See Table below.

Disclosure under this item shall include, in chronological order, all offerings and issuances of securities, including debt convertible into equity securities, whether private or public, and all shares or any other securities or options to acquire such securities issued for services. Using the tabular format below, please describe these events.

A. Changes to the Number of Outstanding Shares

Check this box to indicate there were no changes to the number of outstanding shares within the past two completed fiscal years and any subsequent periods:

Date of Transaction	Transaction type (e.g. new issuance, cancellation, shares returned to treasury)	Number of Shares Issued (or cancelled)	Class of Securities	Value of shares issued (\$/per share) at Issuance	Were the shares issued at a discount to market price at the time of issuance? (Yes/No)	Individual/ Entity Shares were issued to (entities must have individual with voting / investment control disclosed).	Reason for share issuance (e.g. for cash or debt conversion) OR Nature of Services Provided (if applicable)	Restricted or Unrestricted as of this filing?	Exemption or Registration Type?
1/8/18	New Issuance	1,504,281	Common	\$ 0.057	No	New Issuance-Alpha Capital Anstalt (1)	Debt conversion	Restricted	Section 144
1/18/18	New Issuance	100,000	Preferred "E"	\$ 0.06	No	New Issuance-Robert Herskowitz (2)	Financing cost	Restricted	Section 144
2/9/18	New Issuance	1,496,661	Common	\$ 0.057	No	New Issuance-Alpha Capital Anstalt (1)	Debt conversion	Restricted	Section 144
2/23/18	Conversion	(100,000)	Preferred "E"	\$ -	No	Conversion-Robert Herskowitz (2)	Share exchange	Restricted	Section 144
2/23/18	Conversion	1,400,000	Common	\$ 0.05	No	Conversion-Robert Herskowitz (2)	Share exchange	Restricted	Section 144
2/23/18	Conversion	(70,000)	Preferred "E"	\$ -	No	Conversion-Chase Financing Inc Profit Sh.(2)	Share exchange	Restricted	Section 144
2/23/18	Conversion	980,000	Common	\$ 0.05	No	Conversion-Chase Financing Inc Profit Sh. (2)	Share exchange	Restricted	Section 144
3/5/18	New Issuance	1,510,797	Common	\$ 0.057	No	New Issuance-Alpha Capital Anstalt (1)	Debt conversion	Restricted	Section 144
3/31/18	New Issuance	1,521,904	Common	\$ 0.057	No	New Issuance-Alpha Capital Anstalt (1)	Debt conversion	Restricted	Section 144
4/3/18	New Issuance	849,123	Common	\$ 0.10	No	New Issuance-Mark Herskowitz (2)	Financing cost	Restricted	Section 144
4/16/18	New Issuance	1,513,789	Common	\$ 0.057	No	New Issuance-Alpha Capital Anstalt (1)	Share exchange	Restricted	Section 144
4/16/18	New Issuance	100,000	Preferred "E"	\$ 0.06	No	New Issuance-Chase Financing Inc Profit Sh. (2)	Financing cost	Restricted	Section 144
4/23/18	New Issuance	1,039,571	Common	\$ 0.057	No	New Issuance-Alpha Capital Anstalt (1)	Share exchange	Restricted	Section 144
5/11/18	New Issuance	420	Preferred "C"	\$ 0.06	No	New Issuance-LICGO Partners (3)	Financing cost	Restricted	Section 144
5/11/18	New Issuance	100,000	Preferred "E"	\$ 0.06	No	New Issuance-Chase Financing Inc Profit Sh. (2)	Financing cost	Restricted	Section 144
5/29/18	New Issuance	1,985,374	Common	\$ 0.049	No	New Issuance-Alpha Capital Anstalt (1)	Debt conversion	Restricted	Section 144
5/29/18	New Issuance	1,550,000	Common	\$ 0.049	No	New Issuance-Robert Herskowitz (2)	Debt conversion	Restricted	Section 144
6/11/18	Conversion	(75,000)	Preferred "E"	\$ -	No	Conversion-Chase Financing Inc Profit Sh. (2)	Share exchange	Restricted	Section 144
6/11/18	Conversion	1,050,000	Common	\$ 0.05	No	Conversion-Chase Financing Inc Profit Sh. (2)	Share exchange	Restricted	Section 144
6/30/18	New Issuance	14,300	Preferred "E"	\$ 0.04	No	Immaterial reconciling items	N/A	Restricted	Section 144
6/30/18	New Issuance	10,000	Common	\$ 0.04	No	Immaterial reconciling items	N/A	Restricted	Section 144
7/3/18	New Issuance	1,520,646	Common	\$ 0.049	No	New Issuance-Alpha Capital Anstalt (1)	Debt conversion	Restricted	Section 144

7/30/18	Conversion	(125)	Preferred "C"	\$ -	No	Conversion-Navesink Device Initiatives (3)	Share exchange	Restricted	Section 144
7/30/18	Conversion	625,000	Common	\$ 0.04	No	Conversion-Navesink Device Initiatives (3)	Share exchange	Restricted	Section 144
7/30/18	Conversion	(125)	Preferred "C"	\$ -	No	Conversion-Navesink Device Initiatives (3)	Share exchange	Restricted	Section 144
7/30/18	Conversion	625,000	Common	\$ 0.04	No	Conversion-Navesink Device Initiatives (3)	Share exchange	Restricted	Section 144
7/31/18	New Issuance	710	Preferred "C"	\$ 0.04	No	New Issuance-LICGO Partners (3)	Financing cost	Restricted	Section 144
7/31/18	New Issuance	105	Preferred "C"	\$ 0.04	No	New Issuance-Sovereign Partners LLC (3)	Financing cost	Restricted	Section 144
7/31/18	New Issuance	50	Preferred "D"	\$ 0.04	No	New Issuance-Navesink Device Initiatives (3)	Financing cost	Restricted	Section 144
7/31/18	New Issuance	10	Preferred "D"	\$ 0.04	No	New Issuance-Paradigm Capital (3)	Financing cost	Restricted	Section 144
7/31/18	New Issuance	200,000	Preferred "E"	\$ 0.04	No	New Issuance-Chase Financing Inc Profit Sh. (3)	Financing cost	Restricted	Section 144
8/23/18	Conversion	(35,000)	Preferred "E"	\$ -	No	Conversion-Chase Financing Inc Profit Sh. (3)	Share exchange	Restricted	Section 144
8/23/18	Conversion	490,000	Common	\$ 0.04	No	Conversion-Chase Financing Inc Profit Sh.(3)	Share exchange	Restricted	Section 144
8/23/18	Conversion	(50,000)	Preferred "E"	\$ -	No	Conversion-Chase Financing (2)	Share exchange	Restricted	Section 144
8/23/18	Conversion	700,000	Common	\$ 0.04	No	Conversion-Chase Financing (2)	Share exchange	Restricted	Section 144
8/27/18	New Issuance	816,326	Common	\$ 0.049	No	New Issuance-Mark Herskowitz (2)	Financing cost	Restricted	Section 144
10/9/18	New Issuance	1,031,758	Common	\$ 0.034	No	New Issuance-Alpha Capital Anstalt (1)	Debt conversion	Restricted	Section 144
11/26/18	Conversion	(50,000)	Preferred "E"	\$ -	No	Conversion-Chase Financing Inc Profit Sh.(1)	Share exchange	Restricted	Section 144
11/26/18	Conversion	700,000	Common	\$ 0.02	No	Conversion-Chase Financing Inc Profit Sh. (1)	Share exchange	Restricted	Section 144
11/26/18	Conversion	(100,000)	Preferred "E"	\$ -	No	Conversion-Chase Financing Inc Profit Sh. (1)	Share exchange	Restricted	Section 144
11/26/18	Conversion	1,400,000	Common	\$ 0.02	No	Conversion-Chase Financing Inc Profit Sh. (1)	Share exchange	Restricted	Section 144
1/2/19	New Issuance	420	Preferred "C"	\$ 0.03	No	New Issuance-LICGO Partners (3)	Financing cost	Restricted	Section 144
1/2/19	New Issuance	140	Preferred "C"	\$ 0.03	No	New Issuance-Sovereign Partners LLC (3)	Financing cost	Restricted	Section 144
1/2/19	New Issuance	10	Preferred "D"	\$ 0.03	No	New Issuance-Paradigm Capital (3)	Financing cost	Restricted	Section 144
2/5/19	New Issuance	5,004,552	Common	\$ 0.029	No	New Issuance-Alpha Capital Anstalt (1)	Debt conversion	Restricted	Section 144
2/13/19	New Issuance	600,000	Common	\$ 0.02	No	New Issuance-Mark Herskowitz (2)	Consulting services	Restricted	Section 144
3/12/19	Conversion	(100,000)	Preferred "E"	\$ -	No	Conversion-Chase Financing Inc Profit Sh. (2)	Share exchange	Restricted	Section 144
3/12/19	Conversion	1,400,000	Common	\$ 0.04	No	Conversion-Chase Financing Inc Profit Sh. (2)	Share exchange	Restricted	Section 144
4/1/19	New Issuance	4,139,272	Common	\$ 0.029	No	New Issuance-Alpha Capital Anstalt (1)	Debt conversion	Restricted	Section 144
4/5/19	New Issuance	600,000	Common	\$ 0.05	No	New Issuance-Mark Herskowitz (2)	Financing cost	Restricted	Section 144
5/1/19	New Issuance	413,218	Common	\$ 0.05	No	New Issuance-Chase Financing Inc (2)	Financing cost	Restricted	Section 144
5/1/19	New Issuance	1,091,718	Common	\$ 0.05	No	New Issuance-Robert Herskowitz (2)	Financing cost	Restricted	Section 144
5/1/19	New Issuance	1,395,555	Common	\$ 0.05	No	New Issuance-Chase Financing Inc Profit Sh. (2)	Financing cost	Restricted	Section 144
5/8/19	New Issuance	420	Preferred "C"	\$ 0.04	No	New Issuance-LICGO Partners (3)	Financing cost	Restricted	Section 144
5/8/19	New Issuance	140	Preferred "C"	\$ 0.04	No	New Issuance-Sovereign Partners LLC (3)	Financing cost	Restricted	Section 144
5/8/19	New Issuance	10	Preferred "D"	\$ 0.04	No	New Issuance-Paradigm Capital (3)	Financing cost	Restricted	Section 144
5/8/19	New Issuance	30	Preferred "D"	\$ 0.04	No	New Issuance-Thomas Nelson (7)	Financing cost	Restricted	Section 144
5/8/19	New Issuance	15	Preferred "D"	\$ 0.04	No	New Issuance-JAN Stock Trust (7)	Financing cost	Restricted	Section 144
5/8/19	New Issuance	15	Preferred "D"	\$ 0.04	No	New Issuance-KEN Stock Trust (7)	Financing cost	Restricted	Section 144
5/8/19	New Issuance	175,000	Preferred "E"	\$ 0.04	No	New Issuance-Robert Herskowitz (2)	Consulting services	Restricted	Section 144
5/8/19	New Issuance	150,000	Preferred "E"	\$ 0.04	No	New Issuance-Kenneth Schaefer (7)	Consulting services	Restricted	Section 144
6/11/19	New Issuance	600,000	Common	\$ 0.05	No	New Issuance-Mark Herskowitz (3)	Financing cost	Restricted	Section 144
6/19/19	New Issuance	4,083,006	Common	\$ 0.0195	No	New Issuance-Alpha Capital Anstalt (1)	Debt conversion	Restricted	Section 144
7/11/19	New Issuance	2,800,000	Common	\$ 0.04	No	New Issuance-Chase Financing Inc Profit Sh. (2)	Financing cost	Restricted	Section 144
7/16/19	New Issuance	400	Preferred "B"	\$ 0.04	No	New Issuance-LICGO Partners LLC (3)	Financing cost	Restricted	Section 144

7/16/19	New Issuance	210	Preferred "B"	\$ 0.04	No	New Issuance-Sovereign Partners LLC (3)	Financing cost	Restricted	Section 144
7/16/19	New Issuance	130	Preferred "B"	\$ 0.04	No	New Issuance-Paradigm Capital Holdings (3)	Financing cost	Restricted	Section 144
7/16/19	New Issuance	260	Preferred "B"	\$ 0.04	No	New Issuance-Navasink Device Initiatives LLC (3)	Financing cost	Restricted	Section 144
7/16/19	New Issuance	210	Preferred "C"	\$ 0.04	No	New Issuance-LICGO Partners (3)	Financing cost	Restricted	Section 144
7/16/19	New Issuance	70	Preferred "C"	\$ 0.04	No	New Issuance-Sovereign Partners LLC (3)	Financing cost	Restricted	Section 144
7/16/19	New Issuance	10	Preferred "D"	\$ 0.04	No	New Issuance-Paradigm Capital (3)	Financing cost	Restricted	Section 144
10/9/19	New Issuance	300,000	Preferred "E"	\$ 0.03	No	New Issuance-Chase Financing Inc Profit Sh. (2)	Share exchange	Restricted	Section 144
10/11/19	New Issuance	210	Preferred "C"	\$ 0.02	No	New Issuance-LICGO Partners (3)	Financing cost	Restricted	Section 144
10/11/19	New Issuance	105	Preferred "C"	\$ 0.02	No	New Issuance-Sovereign Partners LLC (3)	Financing cost	Restricted	Section 144
10/11/19	New Issuance	10	Preferred "D"	\$ 0.02	No	New Issuance-Paradigm Capital (3)	Financing cost	Restricted	Section 144
10/29/19	New Issuance	1,400,000	Common	\$ 0.02	No	New Issuance-Chase Financing Inc Profit Sh.(2)	Share exchange	Restricted	Section 144
10/29/19	New Issuance	(100,000)	Preferred "E"	\$ -	No	Conversion-Chase Financing Inc Profit Sh. (2)	Share exchange	Restricted	Section 144
11/15/19	New Issuance	600,000	Common	\$ 0.02	No	New Issuance-Mark Herskowitz (2)	Financing cost	Restricted	Section 144
12/31/19	New Issuance	720,000	Common	\$ 0.02	No	New Issuance - Nelson Group (7)	Financing cost	Restricted	Section 144
12/31/19	New Issuance	210	Preferred "C"	\$ 0.02	No	New Issuance-LICGO Partners (3)	Financing cost	Restricted	Section 144
12/31/19	New Issuance	70	Preferred "C"	\$ 0.02	No	New Issuance-Sovereign Partners LLC (3)	Financing cost	Restricted	Section 144
12/31/19	New Issuance	10	Preferred "D"	\$ 0.02	No	New Issuance-Paradigm Capital (3)	Financing cost	Restricted	Section 144
1/22/20	New Issuance	600,000	Common	\$ 0.02	No	New Issuance-Mark Herskowitz	Financing cost	Restricted	Section 144
3/10/20	New Issuance	120,000	Preferred "E"	\$ 0.02	No	New Issuance-Robert Herskowitz (2)	Financing cost	Restricted	Section 144
3/10/20	New Issuance	30,000	Preferred "E"	\$ 0.02	No	New Issuance-Robert Herskowitz 2011 Irrv TR (2)	Financing cost	Restricted	Section 144
3/11/20	New Issuance	5,167,593	Common	\$ 0.07	No	New Issuance-Alpha Capital Anstalt (1)	Debt conversion	Restricted	Section 144
3/12/20	New Issuance	3,504,205	Common	\$ 0.10	No	New Issuance-Alpha Capital Anstalt (1)	Debt conversion	Restricted	Section 144
3/13/20	New Issuance	3,903,387	Common	\$ 0.06	No	New Issuance-Alpha Capital Anstalt (1)	Debt conversion	Restricted	Section 144
3/13/20	New Issuance	1,680,000	Common	\$ 0.06	No	New Issuance-Robert Herskowitz (2)	Share exchange	Restricted	Section 144
3/13/20	New Issuance	(120,000)	Preferred "E"	\$ 0.06	No	New Issuance-Robert Herskowitz (2)	Share exchange	Restricted	Section 144
3/16/20	New Issuance	3,852,572	Common	\$ 0.08	No	New Issuance-Alpha Capital Anstalt (1)	Debt conversion	Restricted	Section 144
3/16/20	New Issuance	420,000	Common	\$ 0.08	No	New Issuance-Robert Herskowitz 2011 Irrv TR (2)	Share exchange	Restricted	Section 144
3/16/20	New Issuance	(30,000)	Preferred "E"	\$ 0.08	No	New Issuance-Robert Herskowitz 2011 Irrv TR (2)	Share exchange	Restricted	Section 144
3/18/20	New Issuance	4,074,376	Common	\$ 0.19	No	New Issuance-Alpha Capital Anstalt (1)	Debt conversion	Restricted	Section 144
3/19/20	New Issuance	2,450,000	Common	\$ 0.13	No	New Issuance-Robert Herskowitz (2)	Share exchange	Restricted	Section 144
3/19/20	New Issuance	(175,000)	Preferred "E"	\$ 0.13	No	New Issuance-Robert Herskowitz (2)	Share exchange	Restricted	Section 144
3/19/20	New Issuance	600,000	Common	\$ 0.13	No	New Issuance-Mark Herskowitz (2)	Financing cost	Restricted	Section 144
3/20/20	New Issuance	5,060,718	Common	\$ 0.13	No	New Issuance-Alpha Capital Anstalt (1)	Debt conversion	Restricted	Section 144
3/24/20	New Issuance	5,066,462	Common	\$ 0.12	No	New Issuance-Alpha Capital Anstalt (1)	Debt conversion	Restricted	Section 144
3/31/20	New Issuance	4,014,359	Common	\$ 0.08	No	New Issuance-Alpha Capital Anstalt (1)	Debt conversion	Restricted	Section 144

- (1) Alpha Capital Anstalt is an entity controlled by its Board of Directors. The managing directors are Konrad Ackerman and Nicole Feuerstein.
- (2) Chase Financing Inc. and Chase Financing Inc. Profit Sharing and 401K Plan are entities controlled by Robert Herskowitz and Mark Herskowitz.
- (3) Paradigm Capital Partners LLC, Navasink Device Initiatives LLC, Sovereign Partners LLC and LICGO Partners LLC are entities controlled, in equal parts by Alan Goddard and Michael Lichtenstein.
- (4) Cadence Holdings LLC and TPC Holdings Group LLC are entities controlled in equal parts by Steven Pollan and Daniel Meyers.
- (5) Mayer and Associates LLC is an entity controlled by Benjamin Mayer
- (6) OmniVance Advisors has ceased operations or has not notified the company of any changes. All communications from the company have gone unanswered.
- (7) Thomas Nelson and the KEN and JAN Stock Trusts are all partnerships and/or Trusts controlled by Thomas Nelson and his agents

Use the space below to provide any additional details, including footnotes to the table above:

COMMON STOCK			
Date	Description	Change in Shares	Running Total
1/8/2018	New Issuance-Alpha Capital Anstalt	1,504,281	111,745,891
2/9/2018	New Issuance-Alpha Capital Anstalt	1,496,661	113,242,552
2/23/2018	New Issuance-Robert Herskowitz	1,400,000	114,642,552
2/23/2018	New Issuance-Chase Financing Inc Profit Sh.	980,000	115,622,552
3/5/2018	New Issuance-Alpha Capital Anstalt	1,510,797	117,133,349
4/2/2018	New Issuance-Alpha Capital Anstalt	1,521,904	118,655,253
4/3/2018	New Issuance-Mark Herskowitz	849,123	119,504,376
4/16/2018	New Issuance-Alpha Capital Anstalt	1,513,789	121,018,165
4/23/2018	New Issuance-Alpha Capital Anstalt	1,039,571	122,057,736
5/29/2018	New Issuance-Alpha Capital Anstalt	1,985,374	124,043,110
5/29/2018	New Issuance-Robert Herskowitz	1,550,000	125,593,110
6/11/2018	New Issuance-Chase Financing Inc Profit Sh.	1,050,000	126,643,110
7/3/2018	New Issuance-Alpha Capital Anstalt	1,520,646	128,163,756
7/30/2018	New Issuance-WilCo	625,000	128,788,756
7/30/2018	New Issuance-WilCo	625,000	129,413,756
8/23/2018	New Issuance-Chase Financing Inc Profit Sh.	490,000	129,903,756
8/23/2018	New Issuance-Chase Financing	700,000	130,603,756
8/27/2018	New Issuance-Mark Herskowitz	816,326	131,420,082
10/9/2018	New Issuance-Alpha Capital Anstalt	1,031,758	132,451,840
11/26/2018	New Issuance-Chase Financing Inc Profit Sh.	700,000	133,151,840
11/26/2018	New Issuance-Chase Financing Inc Profit Sh.	1,400,000	134,551,840
2/5/2019	New Issuance-Alpha Capital Anstalt	5,004,552	139,556,392
2/13/2019	New Issuance-Mark Herskowitz	600,000	140,156,392
3/12/2019	New Issuance-Chase Financing Inc Profit Sh.	1,400,000	141,556,392
4/1/19	New Issuance-Alpha Capital Anstalt	4,139,272	145,695,664
4/5/19	New Issuance-Mark Herskowitz	600,000	146,295,664
5/1/19	New Issuance-Chase Financing Inc	413,218	146,708,882
5/1/19	New Issuance-Robert Herskowitz	1,091,718	147,800,600
5/1/19	New Issuance-Chase Financing Inc Profit Sh.	1,395,555	149,196,155
6/11/19	New Issuance-Mark Herskowitz	600,000	149,796,155
6/19/19	New Issuance-Alpha Capital Anstalt	4,083,006	153,879,161
7/11/19	New Issuance-Chase Financing Inc Profit Sh.	2,800,000	156,679,161
10/29/19	New Issuance-Chase Financing Inc Profit Sh.	1,400,000	158,079,161
11/15/19	New Issuance-Mark Herskowitz	600,000	158,679,161
12/31/19	New Issuance- Chase Financing	720,000	159,399,161
1/22/20	New Issuance-Mark Herskowitz	600,000	159,999,161
3/11/20	New Issuance-Alpha Capital Anstalt	5,167,593	165,166,754
3/12/20	New Issuance-Alpha Capital Anstalt	3,504,205	168,670,959
3/13/20	New Issuance-Alpha Capital Anstalt	3,903,387	172,574,346
3/13/20	New Issuance-Robert Herskowitz	1,680,000	174,254,346
3/13/20	New Issuance-Robert Herskowitz 2011 Irrv TR	280,000	174,534,346
3/16/20	New Issuance-Alpha Capital Anstalt	3,852,572	178,386,918
3/16/20	Cancelllation-Robert Herskowitz 2011 Irrv TR	(280,000)	178,106,918
3/16/20	New Issuance-Robert Herskowitz 2011 Irrv TR	420,000	178,526,918
3/18/20	New Issuance-Alpha Capital Anstalt	4,074,376	182,601,294
3/19/20	New Issuance-Robert Herskowitz	2,450,000	185,051,294
3/19/20	New Issuance-Mark Herskowitz	600,000	185,651,294
3/20/20	New Issuance-Alpha Capital Anstalt	5,060,718	190,712,012

3/24/20	New Issuance-Alpha Capital Anstalt	5,066,462	195,778,474
3/31/20	New Issuance-Alpha Capital Anstalt	4,014,359	199,792,833
4/1/20	New Issuance-LICGO Partners	5,250,000	205,042,833
4/2/20	New Issuance-Alpha Capital Anstalt	4,231,624	209,274,457
4/3/20	New Issuance-Robert Herskowitz	631,178	209,905,635
4/3/20	New Issuance-Chase Finance Inc Profit Sharing	1,767,298	211,672,933
4/3/20	New Issuance-Robert Herskowitz 2011 Irrv TR	879,477	212,552,410
4/7/20	New Issuance-Navesink	1,875,000	214,427,410
4/7/20	New Issuance-Alpha Capital Anstalt	2,480,103	216,907,513
4/7/20	New Issuance-Alpha Capital Anstalt	1,835,259	218,742,772
4/7/20	New Issuance-Gerald Hickson	1,500,000	220,242,772
4/8/20	New Issuance-Alpha Capital Anstalt	4,550,803	224,793,575
4/8/20	New Issuance-Alpha Capital Anstalt	4,828,006	229,621,581
4/13/20	New Issuance-Alpha Capital Anstalt	4,553,436	234,175,017
4/17/20	New Issuance-LICGO Partners	5,500,000	239,675,017
4/17/20	New Issuance-Chase Financing Inc	1,318,340	240,993,357
4/17/20	New Issuance-Chase Financing Inc Profit Sh.	4,830,548	245,823,905
4/20/20	New Issuance-Alpha Capital Anstalt	4,841,966	250,665,871
4/22/20	New Issuance-Alpha Capital Anstalt	3,756,851	254,422,722
4/22/20	New Issuance-Alpha Capital Anstalt	1,009,757	255,432,479
4/22/20	New Issuance-LICGO Partners	240,000	255,672,479
4/23/20	New Issuance-Alpha Capital Anstalt	4,873,000	260,545,479
5/8/20	New Issuance-Alpha Capital Anstalt	4,567,644	265,113,123
5/8/20	New Issuance-Kenneth J Schaefer	2,100,000	267,213,123
5/13/20	New Issuance-Alpha Capital Anstalt	4,523,162	271,736,285
5/18/20	New Issuance-Chase Financing Inc	2,837,500	274,573,785
5/18/20	New Issuance-Chase Financing Inc Profit Sh.	3,750,561	278,324,346
5/18/20	New Issuance-Sovereign Partners LLC	1,225,000	279,549,346
5/18/20	New Issuance-Sovereign Partners LLC	4,800,000	284,349,346
5/19/20	New Issuance-Mark Herskowitz	600,000	284,949,346
5/21/20	New Issuance-Alpha Capital Anstalt	4,532,376	289,481,722
5/22/20	New Issuance-Edward Feighan	2,040,000	291,521,722
5/28/20	New Issuance-Alpha Capital Anstalt	4,818,234	296,339,956
6/10/20	New Issuance-Alpha Capital Anstalt	4,283,652	300,623,608

PREFERRED B STOCK

Date	Description	Change in Shares	Running Total
3/23/2011*	New Issuance-Centurion Credit Resources	1,000	1,000
7/16/19	New Issuance-LICGO Partners LLC	400	1,400
7/16/19	New Issuance-Sovereign Partners LLC	210	1,610
7/16/19	New Issuance-Paradigm Capital Holdings	130	1,740
7/16/19	New Issuance-Navesink Device Initiatives LLC	260	2,000
5/22/20	Conversion-Edward Feighan	(136)	1,864

(*) These shares were placed on Stop Transfer in 2016 due to criminal action against the parent company of the holder. In 2017 the Company's Board of Directors canceled these shares.

PREFERRED C STOCK			
<u>Date</u>	<u>Description</u>	<u>Change in Shares</u>	<u>Running Total</u>
3/21/2016	New Issuance-Paradigm Capital	800	4,885
4/26/2016	New Issuance-LICGO Partners	1,050	5,935
4/26/2016	New Issuance-Paradigm Capital	325	6,260
5/17/2016	Conversion-Navesink Device	(125)	6,135
5/18/2016	New Issuance-LICGO Partners	300	6,435
5/18/2016	New Issuance-Paradigm Capital	50	6,485
6/27/2016	Conversion-Navesink Device	(125)	6,360
8/2/2016	Conversion-Navesink Device	(125)	6,235
4/19/2017	Conversion-Paradigm Capital	(80)	6,155
4/19/2017	New Issuance-LICGO Partners	157	6,312
5/10/2017	Conversion-Navesink Device	(125)	6,187
7/24/2017	Conversion-Navesink Device	(125)	6,062
7/24/2017	Conversion-Paradigm Capital	(295)	5,767
7/25/2017	New Issuance-LICGO Partners	196	5,963
9/28/2017	New Issuance-Gerald Hickson	300	6,263
10/23/2017	New Issuance-LICGO Partners	210	6,473
1/18/2018	New Issuance-LICGO Partners	210	6,683
5/11/2018	New Issuance-LICGO Partners	210	6,893
7/30/2018	Conversion-Navesink Device	(125)	6,768
7/30/2018	Conversion-Navesink Device	(125)	6,643
7/31/2018	New Issuance-LICGO Partners	500	7,143
7/31/2018	New Issuance-LICGO Partners	210	7,353
7/31/2018	New Issuance-Sovereign Partners LLC	105	7,458
1/2/2019	New Issuance-LICGO Partners	420	7,878
1/2/2019	New Issuance-Sovereign Partners LLC	140	8,018
5/8/19	New Issuance-LICGO Partners	420	8,438
5/8/19	New Issuance-Sovereign Partners LLC	140	8,578
7/16/19	New Issuance-LICGO Partners	210	8,788
7/16/19	New Issuance-Sovereign Partners LLC	70	8,858
10/11/19	New Issuance-LICGO Partners	210	9,068
10/11/19	New Issuance-Sovereign Partners LLC	105	9,173
12/31/19	New Issuance-LICGO Partners	210	9,383
12/31/19	New Issuance-Sovereign Partners LLC	70	9,453
4/1/20	Conversion-LICGO Partners LLC	(1,050)	8,403
4/7/20	Conversion-Navesink Device	(375)	8,028
4/7/20	Conversion-Gerald Hickson	(300)	7,728
4/17/20	Conversion-LICGO Partners LLC	(1,100)	6,628
4/22/20	New Issuance-LICGO Partners	210	6,838
4/22/20	New Issuance-Sovereign Partners LLC	70	6,908
5/18/20	Conversion-Sovereign Partners	(245)	6,663

PREFERRED D STOCK

<u>Date</u>	<u>Description</u>	<u>Change in Shares</u>	<u>Running Total</u>
12/31/2017	New Issuance-Sovereign Partners	40	40
7/31/2018	New Issuance-Navesink Device Initiatives	50	90
7/31/2018	New Issuance-Paradigm Capital	10	100
1/2/2019	New Issuance-Paradigm Capital	10	110
5/8/19	New Issuance-Paradigm Capital	10	120
5/8/19	New Issuance-Thomas Nelson	30	150
5/8/19	New Issuance-JAN Stock Trust	15	165
5/8/19	New Issuance-KEN Stock Trust	15	180
7/16/19	New Issuance-Paradigm Capital	10	190
10/11/19	New Issuance-Paradigm Capital	10	200
12/31/19	New Issuance-Paradigm Capital	10	210
4/22/20	New Issuance-Paradigm Capital	10	220
5/18/20	Conversion-Sovereign Partners	(40)	180

PREFERRED E STOCK

<u>Date</u>	<u>Description</u>	<u>Change in Shares</u>	<u>Running Total</u>
1/18/2018	New Issuance-Robert Herskowitz	100,000	927,540
2/23/2018	Conversion-Robert Herskowitz	(100,000)	827,540
2/23/2018	Conversion-Chase Financing Inc Profit Sh.	(70,000)	757,540
4/16/2018	New Issuance-Chase Financing Inc Profit Sh.	100,000	857,540
5/11/2018	New Issuance-Chase Financing Inc Profit Sh.	100,000	957,540
6/11/2018	Conversion-Chase Financing Inc Profit Sh.	(75,000)	882,540
7/31/2018	New Issuance-Chase Financing Inc Profit Sh.	100,000	982,540
7/31/2018	New Issuance-Chase Financing Inc Profit Sh.	100,000	1,082,540
8/23/2018	Conversion-Chase Financing Inc Profit Sh.	(35,000)	1,047,540
8/23/2018	Conversion-Chase Financing	(50,000)	997,540
11/26/2018	Conversion-Chase Financing Inc Profit Sh.	(50,000)	947,540
11/26/2018	Conversion-Chase Financing Inc Profit Sh.	(100,000)	847,540
3/12/2019	Conversion-Chase Financing Inc Profit Sh.	(100,000)	747,540
5/8/19	New Issuance-Robert Herskowitz	175,000	922,540
5/8/19	New Issuance-Kenneth Schaefer	150,000	1,072,540
7/11/19	Conversion-Chase Financing Inc Profit Sh.	(200,000)	872,540
10/9/19	New Issuance-Chase Financing Inc Profit Sh.	300,000	1,172,540
10/29/19	Conversion-Chase Financing Inc Profit Sh.	(100,000)	1,072,540
3/10/20	New Issuance-Robert Herskowitz	120,000	1,192,540
3/10/20	New Issuance-Robert Herskowitz 2011 Irrv TR	30,000	1,222,540
3/13/20	Conversion-Robert Herskowitz	(120,000)	1,102,540
3/13/20	Conversion-Robert Herskowitz 2011 Irrv TR	(30,000)	1,072,540
3/19/20	Conversion-Robert Herskowitz	(175,000)	897,540
5/8/20	Conversion-Kenneth J Schaefer	(150,000)	747,540

B. Debt Securities, Including Promissory and Convertible Notes

Use the chart and additional space below to list and describe any issuance of promissory notes, convertible notes or convertible debentures **in the past two completed fiscal years and any subsequent interim period. See Table below.**

Check this box if there are no outstanding promissory, convertible notes or debt arrangements:

<u>Date of Note Issuance</u>	<u>Outstanding Balance (\$)</u>	<u>Principal Amount at Issuance (\$)</u>	<u>Interest Accrued (\$)</u>	<u>Maturity Date</u>	<u>Conversion Terms (e.g. pricing mechanism for determining conversion of instrument to shares)</u>	<u>Name of Noteholder</u>	<u>Reason for Issuance (e.g. Loan, Services, etc.)</u>
03/29/2016	-	316,250.00	-	3/28/17	Convertible into common shares at \$.0678/share on due date	Alpha Capital Anstalt (1)	Loan Services
04/21/2016	-	460,005.75	-	4/20/17	Convertible into common shares at \$.0678/share on due date	Alpha Capital Anstalt (1)	Loan Services

05/13/2016	-	307,055.75	-	5/12/17	Convertible into common shares at \$.0195/share on due date	Alpha Capital Anstalt (1)	Loan
09/16/2016	-	402,505.75	-	9/15/17	Convertible into common shares at \$.0195/share on due date	Alpha Capital Anstalt (1)	Services
12/31/2016	-	345,005.75	-	12/30/17	Convertible into common shares at \$.0195/share on due date	Alpha Capital Anstalt (1)	Loan
08/16/2017	26,000.00	345,005.75	-	8/15/18	Convertible into common shares at \$.0195/share on due date	Alpha Capital Anstalt (1)	Services
11/06/2017	955,250.00	362,382.25	-	11/5/18	Convertible into common shares at \$.0195/share on due date	Alpha Capital Anstalt (1)	Loan
12/31/2017	987,000.00	402,505.75	-	12/30/18	Convertible into common shares at \$.0195/share on due date	Alpha Capital Anstalt (1)	Services
05/22/2018	-	431,382.25	-	5/21/19	Convertible into common shares at \$.0195/share on due date	Alpha Capital Anstalt (1)	Loan
10/05/2018	-	230,005.75	-	10/4/19	Convertible into common shares at \$.0195/share on due date	Alpha Capital Anstalt (1)	Services
03/22/2019	-	287,505.75	-	3/21/20	Convertible into common shares at \$.0195/share on due date	Alpha Capital Anstalt (1)	Loan
6/18/2019	-	250,010.00	-	6/17/2020	Convertible into common shares at \$.0195/share on due date	Alpha Capital Anstalt (1)	Services
04/08/2016	-	345.00	-	4/7/17	Convertible into common shares at \$.0195/share on due date	Robert Herskowitz (2)	Loan
04/14/2016	-	115.00	-	4/13/17	Convertible into common shares at \$.0195/share on due date	Robert Herskowitz (2)	Services
04/22/2016	-	57,523.00	-	4/21/17	Convertible into common shares at \$.0195/share on due date	Robert Herskowitz (2)	Loan
05/26/2016	-	126.50	-	5/25/17	Convertible into common shares at \$.0195/share on due date	Robert Herskowitz (2)	Services
06/01/2016	-	172,615.00	-	5/31/17	Convertible into common shares at \$.0195/share on due date	Robert Herskowitz (2)	Loan
06/02/2016	-	57,615.00	-	6/1/17	Convertible into common shares at \$.0195/share on due date	Robert Herskowitz (2)	Services
09/30/2016	-	28,750.00	-	9/29/17	Convertible into common shares at \$.0195/share on due date	Robert Herskowitz (2)	Loan
09/30/2017	12,644	86,001.15	-	9/29/18	Convertible into common shares at \$.0195/share on due date	Robert Herskowitz (2)	Services
11/03/2017	27,600.00	27,600.00	-	11/2/18	Convertible into common shares at \$.0195/share on due date	Robert Herskowitz (2)	Loan
01/18/2018	-	138.00	-	1/17/19	Convertible into common shares at \$.0195/share on due date	Robert Herskowitz (2)	Services
05/16/2018	28,750.00	28,750.00	-	5/15/19	Convertible into common shares at \$.0195/share on due date	Robert Herskowitz (2)	Loan
03/31/2019	108,000.00	108,000.00	-	3/30/20	Inventory revolving line of credit	American Express	Services
12/16/2019	82,562.00	250,000.00	-	12/16/20	Inventory revolving line of credit	Reliant Funding West Coast Business	Loan
2/27/2020	-	32,900.00	-	2/26/2021	Inventory revolving line of credit		Services
4/22/2020	50,400.00	50,400.00	-	4/21/2021	Secured Promissory Note	Tom H. Nelson	Loan
3/12/2020	200,000.00	200,000.00	-	9/14/2020	Secured Promissory Note	Alpha Capital Anstalt (1)	Services
3/18/2020	250,000.00	250,000.00	-	9/18/2020	Secured Promissory Note	Alpha Capital Anstalt (1)	Loan
3/23/2020	250,000.00	250,000.00	-	9/23/2020	Secured Promissory Note	Alpha Capital Anstalt (1)	Services
3/31/2020	300,000.00	300,000.00	-	9/30/2020	Secured Promissory Note	Alpha Capital Anstalt (1)	Loan
4/7/2020	250,000.00	250,000.00	-	10/7/2020	Secured Promissory Note	Alpha Capital Anstalt (1)	Services
4/22/2020	250,000.00	250,000.00	-	10/7/2020	Secured Promissory Note	Alpha Capital Anstalt (1)	Loan

Use the space below to provide any additional details, including footnotes to the table above:

- (1) Alpha Capital Anstalt is an entity controlled by its Board of Directors. The managing directors are Konrad Ackerman and Nicole Feuerstein.
- (2) Chase Financing Inc. and Chase Financing Inc. Profit Sharing and 401K Plan are entities controlled by Robert Herskowitz.
- (3) Paradigm Capital Partners LLC, Navasink Device Initiatives LLC, Sovereign Partners LLC and LICGO Partners LLC are entities controlled, in equal parts by Alan Goddard and Michael Lichtenstein.

Notes payable - Convertible	Date	Account	Amount	OID @ 15%	Total Investment
Note Payable - Alpha Capital Anstalt	04/21/2016	Notes payable - Convertible:Note Payable - Alpha Capital Anstalt (1)	\$ 400,005.00	\$ 60,000.75	\$ 460,005.75
Note Payable - Alpha Capital Anstalt	05/13/2016	Notes payable - Convertible:Note Payable - Alpha Capital Anstalt (1)	\$ 267,005.00	\$ 40,050.75	\$ 307,055.75
Note Payable - Alpha Capital Anstalt	09/16/2016	Notes payable - Convertible:Note Payable - Alpha Capital Anstalt (1)	\$ 350,005.00	\$ 52,500.75	\$ 402,505.75

Note Payable - Alpha Capital Anstalt	12/23/2016		Notes payable - Convertible:Note Payable - Alpha Capital Anstalt (1)	\$ 300,005.00	\$ 45,000.75	\$ 345,005.75
Note Payable - Alpha Capital Anstalt	08/16/2017		Notes payable - Convertible:Note Payable - Alpha Capital Anstalt (1)	\$ 300,005.00	\$ 45,000.75	\$ 345,005.75
Note Payable - Alpha Capital Anstalt	11/06/2017		Notes payable - Convertible:Note Payable - Alpha Capital Anstalt (1)	\$ 315,115.00	\$ 47,267.25	\$ 362,382.25
Note Payable - Alpha Capital Anstalt	05/22/2018		Notes payable - Convertible:Note Payable - Alpha Capital Anstalt (1)	\$ 375,115.00	\$ 56,267.25	\$ 431,382.25
Note Payable - Alpha Capital Anstalt	10/05/2018		Notes payable - Convertible:Note Payable - Alpha Capital Anstalt (1)	\$ 200,005.00	\$ 30,000.75	\$ 230,005.75
Note Payable - Alpha Capital Anstalt	10/05/2018		Notes payable - Convertible:Note Payable - Alpha Capital Anstalt (1)	\$ 200,005.00	\$ 30,000.75	\$ 230,005.75
Note Payable - Alpha Capital Anstalt	6/18/2019		Notes payable - Convertible:Note Payable - Alpha Capital Anstalt (1)	\$ 250,010.00	\$ 37,500.00	\$ 287,510.00
<u>Notes payable – Secured Promissory</u>	<u>Date</u>		<u>Account</u>	<u>Amount</u>	<u>OID @ 15%</u>	<u>Total Investment</u>
Note Payable - Alpha Capital Anstalt	3/12/2020		Notes payable - Convertible:Note Payable - Alpha Capital Anstalt (1)	\$ 200,000.00	\$ -	\$ 200,000.00
Note Payable - Alpha Capital Anstalt	3/18/2020		Notes payable - Convertible:Note Payable - Alpha Capital Anstalt (1)	\$ 250,000.00	\$ -	\$ 250,000.00
Note Payable - Alpha Capital Anstalt	3/23/2020		Notes payable - Convertible:Note Payable - Alpha Capital Anstalt (1)	\$ 250,000.00	\$ -	\$ 250,000.00
Note Payable - Alpha Capital Anstalt	3/31/2020		Notes payable - Convertible:Note Payable - Alpha Capital Anstalt (1)	\$ 300,000.00	\$ -	\$ 300,000.00
Note Payable - Alpha Capital Anstalt	4/7/2020		Notes payable - Convertible:Note Payable - Alpha Capital Anstalt (1)	\$ 250,000.00	\$ -	\$ 250,000.00
Note Payable - Alpha Capital Anstalt	4/7222020		Notes payable - Convertible:Note Payable - Alpha Capital Anstalt (1)	\$ 250,000.00	\$ -	\$ 250,000.00

4) Financial Statements

A. The following financial statements were prepared in accordance with:

- U.S. GAAP
 IFRS

B. The financial statements for this reporting period were prepared by (name of individual)⁴:

Name: Keith M. Berman
Title: CEO & CFO
Relationship to Issuer: Officer & Director

Provide the financial statements described below for the most recent fiscal year or quarter. For the initial disclosure statement (qualifying for Pink Current Information for the first time) please provide reports for the two previous fiscal years and any subsequent interim periods.

- C. Balance sheet;
D. Statement of income;
E. Statement of cash flows;
F. Financial notes; and
G. Audit letter, if audited

⁴ The financial statements requested pursuant to this item must be prepared in accordance with US GAAP or IFRS by persons with sufficient financial skills.

You may either (i) attach/append the financial statements to this disclosure statement or (ii) file the financial statements through OTCIQ as a separate report using the appropriate report name for the applicable period end. (“Annual Report,” “Quarterly Report” or “Interim Report”).

If you choose to publish the financial statements in a separate report as described above, you must state in the accompanying disclosure statement that such financial statements are incorporated by reference. You may reference the document(s) containing the required financial statements by indicating the document name, period end date, and the date that it was posted to OTCIQ in the field below.

Financial statement information is considered current until the due date for the subsequent report (as set forth in the qualifications section above). To remain qualified for Current Information, a company must post its Annual Report within 90 days from its fiscal year-end date and Quarterly Reports within 45 days of each fiscal quarter-end date.

See documents attached hereto.

5) Issuer’s Business, Products and Services

The purpose of this section is to provide a clear description of the issuer’s current operations. In answering this item, please include the following:

A. Summarize the issuer’s business operations (If the issuer does not have current operations, state “no operations”)

Overview

Decision Diagnostics Corp. is a necessary services worldwide prescription and non-prescription diagnostics and home testing products distributor and the manufacturer of GenUltimate! glucose test strips, a Class II medical device for at-home use for the measurement of glucose, the PetSure! glucose test strip for the glucose testing of dogs and cats, a test strip designed to work with the Zoetis AlphaTrak and AlphaTrak II glucometers, a legacy meter, the GenUltimate! 4Pets Glucose system a proprietary glucose measuring system inclusive of the company’s GenUltimate! 4Pets test strip and Avantage meter, for the testing of dogs, cats and horses. The company also has its GenUltimate! Sure and GenChoice! and GenUltimate! Precis test strips, products for off-shore sales, and our GenViro! Swift kits for Covid 19 testing now in front of the U.S. FDA for emergency (EUA) approval. In addition, the company has begun entered into a Definitive Agreement with a distributor for the sale of our GenUltimate! brand products and our GenViro Swift kits in Central and South Asian countries including India, Malaysia, Indonesia and Singapore. We are also finishing up discussions with a large Eastern European distributor for their distribution in the Russian Federation of our products in the Russian Federation and aligned countries. This distributor has filed for approvals with Russian Federation regulators to represent our products in Eastern Europe and Russia. Our products will primarily be sold as an international private label market entry. Export Certificates for GenUltimate! Sure and GenUltimate! Precis have been allowed. With the exception of our GenUltimate and GenViro! Swift kits, we are concentrating sales of our brand in these international markets, to sell those products where there is no domestic or North American markets.

In mid-February 2020 we were first advised of the large outbreak of Coronavirus in Korea, and in particular in the city of Daegu, Korea. Daegu is the Korean city where since 2016 the company’s manufacturing facility and patient trials hospital are located. At first it was difficult to receive information as to the severity of the virus and how it was affecting the company’s facility in Daegu, Korea. And, of course we have our own domestic coronavirus issues on a large scale in the U.S. As a result of the virus, now a pandemic, we have learned for the first time the use of words “lock down” and lock up.” Our contract manufacturer The Bio Co., Ltd. (“The Bio”) was eventually described to us as locked down and locked up and was unable to manufacture or ship to us our diabetic testing products from February 22 through March 27, 2020. We have subsequently recovered from these problems. It was explained in our 1Q 2020 Quarterly Report that even though The Bio had reopened for business in early March 2020, some of their suppliers, both locally, and in other parts of Korea, and outside of Korea, were still locked down. Our legacy product sales for 1Q 2020 as reported appeared to be strong, but had resulted from our shipping product from existing inventory. However, our performance in 2Q 2020 did reflect the impact of the Covid-19 lock-downs both in the USA and Korea and sales were affected, not only by the inability to receive fresh inventory product from our Korean partner, but also from the economic impact in the U.S. where several of our distributors had major cash flow issues of their own and either curtailed ordering or were put on “cash in advance” terms, all of which affected our 2Q 2020 sales.

As this Coronavirus spread, and with time on their hands during the lock down, we asked The Bio several days after their mid-February 2020 lock down, to look into whether some of our diabetic detection and management technologies could be put to use to perhaps develop a coronavirus diagnostic test.

We had decided that if such a test methodology were possible it was worthwhile from a humanitarian standpoint to use our limited resources at least to try to develop such a test. A few days later we received three cites from The Bio regarding technical papers written from 2006 through 2015 where the researchers and scientists discussed in those white papers the ability to use a method called impedance to identify and classify certain (now familiar) classes of virus. We also learned that although impedance was not a household name there were numerous applications both within and outside of healthcare where this concept was and is used. Regarding the references provided by our Korean partner, these papers described their impedance methodologies for the identification of various influenza and influenza like virus in detail and the papers also included sample data sets. From these papers we became convinced that we could adapt our GenUltimate TBG impedance technology to work as a stand-alone diagnostic to identify Covid-19, and do so reliably and with precision.

In all three papers it was described that researchers designed and built a bench level chemistry methodology and their version of an identification device, and then performed tests on live patients. In all cases the number of patients (subjects) tested was statistically significant. The importance of these publications indicated that a testing device and chemistry method, using impedance (better described as an energy pulse with traits somewhat similar to an electric current and a radio wave pulse), could be created in short order to measure the presence or absence of such a virus (of interest) such as influenza and H1N1 influenza, and of course SARS and through our own development methodology, Covid-19.

The company's GenUltimate TBG product makes use of impedance technology to measure the number of red blood cells in a patient blood sample, information relevant to a glucose measurement in that same patient. Mr. Berman, the company's CEO, became convinced that a similarly configured device could be built for the determination of Covid-19. During the development of the company's GenViro! Swift kit, Mr. Berman became further convinced that the GenUltimate TBG impedance "module" should be moved into the GenViro! Swift product because GenViro! appeared to need the same red blood cell (hematocrit) correction required and present in the company's GenUltimate! TBG product.

As quickly as it could the company engaged Matthew Musho, PhD (holder or collaborator in 33 patents published in parallel fields) to assist in the design of a testing method and device for the measurement of Covid-19.

<https://patents.justia.com/inventor/matthew-k-musho>

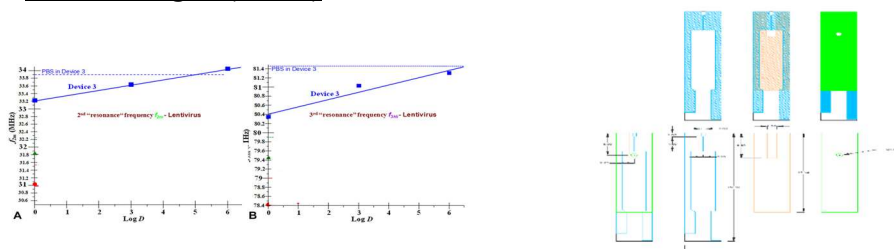
Dr. Musho a prolific inventor and a professional with a deserved reputation of making things work and in solving previously thought unsolvable problems, has spent a lengthy career in the area of bio-sensor design was a text-book definition of the skill level required by the company to design and bring to market a major advance in technology that defines the company's GenViro! Swift kit product. In addition to Dr. Musho, the company has engaged his wife Leslie into our needs for a QA and QA policies expert who also has major product testing experience.

The company also engaged FDA practice counsel to prepare the company and its new product for submission for emergency use authorization (EUA) by the FDA. Counsel, already familiar with the company's diabetic products and technologies, understood almost immediately what the company was trying to achieve and during the last week in February counsel contacted the FDA. This contact was made a day or two prior to the FDA's eased guidance for EUA, published on February 27, 2020. A subsequent further easing of FDA past policy appeared in a March 16, 2020 guidance policy. Additional guidelines have been published by the FDA in May 2020 and July 2020. Several of these publications made the company's product development and testing tasks easier, some made it more difficult.

The specifications guidelines set down by Mr. Berman, for creating this Covid-19 testing device and its important chemistry, were that the test must be measured on the company's existing Precise or Avantage glucometer mold, along with changes to the electronics in the meter, and the differences in test strip size and configuration, to reflect the higher powered electrodes required for virus detection using small (fingertip) samples of whole blood. Later, and just recently the company also added testing using saliva to its kits. In addition, the resulting chemistry would necessarily run using a patients (small sample of) whole blood taken from a finger prick, or saliva taken from a capture tube, found in advanced testing to be 1-2 microliters of fluid (a small drop on a finger tip for blood, and a small amount in a saliva capture cylinder), to perform the test and provide a result in one minute or less (later redefined in two iterations to its current 10.5 seconds or less), with at least a 95% accuracy (the newest FDA guidelines). It should be noted that the company's virus detection methodology for human saliva which makes use of all of the components in the original GenViro! chemistry (test strip) itself as well as the meter. Three alternative designs were provided and given to the company on March 2. Two of the designs were diagrammed by Mathew Musho, PhD (see below), the third design by a chemist and engineer from The Bio in Korea. The chosen of the three alternative product designs bore the trade name GenViro! Swift.

The company then set to work, along with Matthew Musho, PhD (“Musho”), to evaluate the designs, keeping in mind the desired specifications of the DECN CEO and product Program Director, which included availability of components without wait time, time to market (assuming FDA EUA), whether the chosen method was applicable to use in point of care and at-home environments, time of assay from commencement of test and until result, size of the blood and/or saliva samples, and finally cost to produce. Given the company’s experience in working with biosensors and with electrode technology, the design review process took less time than originally expected. The last of the development period was used to determine which of the two Musho diagrammed specifications was to be chosen. The design provided by The Bio was set aside because it could not be used for reporting purposes by the company’s existing company meter technology, and therefore would require additional meter or instrumentation development. At the end of this process, the company chose to produce the product shown in the illustrations below but shortly thereafter asked its Korean partner to begin work on a second variation, which the company wished to use in a commercial setting as a confirmation tool, see Product Design 2 below).

Product Design 1 (chosen)

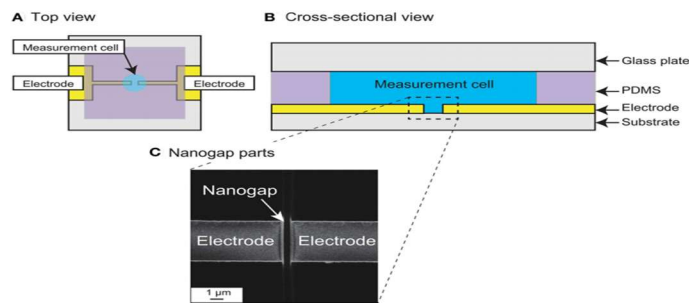


The design above makes use of a virus antigen approach favored by some of the competitive companies in the Covid-19 testing field, but, as it turns out, not a favorite method at the FDA which favors PCR, a 35+ year old standard. The major difference (magic) is that the approach used by the company in its GenViro! product allows for swift (10.5 seconds or less) results using a minimum of blood from a finger prick, or an equally small amount of saliva from a human subject. All work commenced on the product specification chosen by Mr. Berman with components such as the platinum electrodes, platinum carbon paste, industrial films (several types) to make the biosensor, and perhaps a new impedance chip for the meter. Prototypes of the test strip and the metering device were employed and test strips for investigational testing were delivered to the company on August 2, 2020. Additional test strips in somewhat larger quantity will be delivered on or about August 24. The company is in the process of finalizing a clinical testing agreement with a potential partner, an east coast based testing lab with their own previously authorized Covid-19 test. The parties are working toward a clinical start date of September 1, 2020.

For FDA EUA filing and the granting of a Pre-EUA by the FDA, the company first filed an application for its Professional use version of its GenViro! Covid-19 test kit on April 3. We received PEUA designation from the FDA on April 4. Conversations with FDA review staff began in earnest on April 14. This application was for the point of care testing of blood from human subjects. The company then filed a second EUA application with the FDA on May 1. This application was for our individual use GenViro! test kits. We received PEUA designation from the FDA on May 2. Further, the company plans to file a third EUA application for its GenViro! saliva based method, but this time will hold off on the application until the testing trials are complete and file the application along with the data.

On April 1, 2020 the company planned to begin development work on its second product design, but 3rd Covid-19 test kit, a confirmation test for Covid-19. This test, a hybrid but direct antibody/antigen (IGG) method, again making use of the company’s expertise in biosensors, was to be designed to be used on those that tested Positive Covid-19, and those that tested Negative but are suspected to be false Negatives. This product design is not yet in the advanced development cycle and the company may shelve this product because the FDA has recently clamped down on applications for direct antibody/antigen methods due to a perceived lack of accuracy.

Product Design 2 (confirmation)



The company has recently completed the packaging and package inserts for four versions of its GenViro! Product, GenViro! Point of Care, GenViro! At-Home use, GenViro! Saliva Point of Care, and GenViro! International in English, Spanish, French, German and Russian languages for Saliva. The company is in the process of having the UPC clearing house GS-1 assigning UPC identifiers to these four products, all of which will be produced for testing and registration purposes as “Investigational Use” products. An example is given below for illustrative purposes. The kit shown below will be used in the second of testing studies. The kit below will not be sold commercially. The company’s retail kits will include three test strips, three lancets (blood) or three saliva cylinders (saliva) an interface sleeve to cut down human fluid contamination at the meter, and the meter itself.



Late in 2Q 2020 the company filed two Provisional Patents with the U.S. Patent and Trademark Office for the protection of its impedance based technologies employed in its GenViro! Swift and GenUltimate TBG products.

Regarding additional product development, the company has completed advanced development work and third party testing of its GenUltimate! TBG test strip and TGB Precise meter. Substantial testing for this product has been completed in Korea and parallel testing has been done by the company’s U.S. consultants. In 2019, and in association with the company’s advanced development engineers, company CEO Keith Berman asked for a change to the engineering foundation of the GenUltimate! TBG system to work in an identical manner with the company’s GenUltimate test strip and with the Lifescan Ultra test strips that the company’s GenUltimate product has become an alternative methodology to. The TGB enhanced version of GenUltimate! is named GenUltimate! Premier and will go on sale commercially just as soon as the company’s FDA registered contract manufacturer fully recovers from their experience with the Covid-19 virus that began in Korea in late January 2020 and reached critical proportions in February 2020, and now apparently has returned. At the moment our Korean partner is involved primarily with our GenViro! Swift kits. After the return of the virus passes in Korea we will turn our attention to begin manufacturing of this new version (Version 3) test strip is certain tooling needed to be added at the company’s manufacturing facility. GenUltimate! Premier! owing to its near analyzer level precision (in a handheld device) will carry a substantially higher MSRP, Big Box, and wholesale pricing. The company will continue to sell its GenUltimate! product in existing markets.

GenUltimate![®] & GenUltimate![®] TBG



As off-shore products GenUltimate! Sure and GenUltimate! Precis are test strips that run on four existing Platinum/Lifescan legacy meters, and will only be sold in select international markets, primarily in the Russian Federation. There are no USA markets for either test strip. The International roll-out decisions were to choose those markets where the products will not encounter certain performance criteria issues created by the legacy metering platforms that the GenUltimate! Sure and GenUltimate! Precis test strips run on. The GenUltimate! Sure product in particular, although sharing many similarities with the company's GenUltimate! product, does not have the capability for future improvement or upgrade and as a result is viewed in the market and by DECN as a small niche product. Thus, most of the company's attention for International markets will be focused on GenUltimate! Precis. However, manufacturing of the GenUltimate! Sure product will allow the company to continue manufacturing the existing GenUltimate! test strip which uses the same manufacturing line. The GenUltimate! Precis product has more potential in that it is capable of having portions of the company's TGB technology added-on at a later date. Thus, the conclusion was that having two finished products is better than having no product at all, so the company will continue to perform compatibility testing with the family of legacy meters as we grow our relationship with the large Eastern European distributor.

Resources permitting, we intend to register the company's GenChoice! and GenUltimate! TBG products in the EU, because these products do meet ISO guidelines without further development. The GenUltimate! TBG meter, which will undergo 510K prosecution for its metering system, is next up of our diabetes related products for FDA clearance. The test strip, a close relative of the company's GenUltimate! test strip which is already FDA cleared. The company has contracted with the same expert organization that wrote the 510K document and a credentialed IRB who completed the GenChoice! clinical trial data and who will follow the same clearance path for the GenUltimate! TBG system.

Our Current Business Foundation

Our subsidiaries, Pharma Tech Solutions, Inc., PDA Services, Inc. and PharmaTech Sensor Development Corp. operate in several healthcare products channels. In addition our subsidiary Decision IT Corp. engages in the acquisition and holding of Intellectual Property including Patents and Trademarks and specialty manufacturing equipment acquired for our Korean contract manufacturer of our GenUltimate! as well as our GenSure! and GenChoice! products. Our newest subsidiary Pharmatech Sensor Development Corp. manages our investment in specialty manufacturing machinery and testing laboratories, as well as an inventory credit line to finance inventory purchases of our GenUltimate! and PetSure! products. The company has endeavored to expand the credit line for the management of our GenChoice! and GenUltimate! TBG products. The company has discontinued its earlier GenStrip 50 product and ended the selling of the last of the inventory in November 2016. All of the GenStrip 50 test strips have subsequently reached expiration dates.

In March 2017 the company was approached by its Korean partner, The Bio Co., Ltd to design and fund a new product which the company calls GenUltimate! TBG. This product represents a major improvement in diabetic glucose monitoring. The GenUltimate! TBG system will be the first of its kind +/- 7% system. The latest ISO (2015) and FDA (2016) guidelines call for glucose monitoring systems to meet a +/- 15% standard, whereby the meter and strip must be within +/- 15% of a reference method in repeated testings 95% of the time. GenUltimate! and GenChoice! are +/- 15% test strips, with GenChoice! perhaps a little bit better, but in each case 97+% of the time in repeated samplings. GenUltimate! TBG is designed to meet the written standards of the ISO and FDA at +/- 7%, 97% of the time – effectively setting a new standard. The company has been funding the development of this system product since 2017, as well as a test strip only derivative version for use with a legacy meter sold overseas. In October 2018 the company implemented a strategic change to its development and manufacturing processes whereby we will standardize around two technology foundations, our GenUltimate! technology and our GenChoice! technology. Our PetSure! was the first marketable product to make use of the GenChoice! technology foundation, and is currently selling successfully in pet testing channels in the USA, Canada and the EU. GenUltimate! TBG will be the first enhancement of our GenUltimate! technology foundation. The company believes that these changes in our product development processes will lead to quicker to market products and streamlined and less costly manufacturing processes.



As of this writing, GenUltimate! Precis and GenChoice! products are not available for sale in the U.S. or Puerto Rico.

Historical Construct

Shasta Technologies LLC, the original specifications provider of GenStrip, had an extremely difficult relationship with the FDA and was the subject of a detailed and damning FDA (Enforcement) Warning Letter on April 8, 2014, and when they refused to respond to this Warning Letter in an expected fashion, the FDA then broadcast a worldwide Safety Notice on April 29, 2014, the FDA version of the Death Penalty. This second letter effectively ended Shasta's ability to be a product design specifier and manufacturer, due to a total lack of regulatory adherence in the highly regulated medical device industry. It is confusing to consider what Shasta could have possibly been thinking. The company's acquisition of Genstrip (now GenUltimate!) was fortuitous in its timing given the finality and outcome of Shasta Technologies' fatal troubles with the FDA. Shasta contested our acquisition and took other legal steps against their FDA lawyer and in retaliation against the company. During the efficacy of these litigations we had success in the courts. In December 2018 we received a grant of a judgment against Shasta for \$3.6 million. We perfected this judgment in California, Pennsylvania, Oregon (Shasta's domicile) and Minnesota. As we began levy against Shasta we accepted their offer of Settlement. As a result of this Settlement we were able to value our acquisition of GenStrip under our 2014 Agreement. A substantial gain occurred and is fully described in our financial report.

The worldwide market for at-home blood glucose testing is an estimated \$17.6 billion as of 2018, inclusive of the 2013 and 2016 changes to the Federal Medicare programs which gutted almost one-third of the U.S. market. The current GenUltimate! competes directly with one of the largest worldwide platform manufacturers the venerable Platinum (formerly Johnson & Johnson) Lifescan Inc. Ultra legacy product. J&J, which had owned Lifescan for more than 25 years, sold its Lifescan division and its venerable products to Platinum, a private equity firm. GenUltimate! (and the earlier GenStrip 50) were developed for use with the Lifescan OneTouch Ultra legacy system for at-home blood glucose testing, a system currently used daily by over 3 million diabetes afflicted Americans and 5.8 million diabetics world-wide. GenUltimate! competes in the overall at-home testing market by offering an economical solution to former users of the legacy platform provider's product. The company's GenUltimate! product is a much improved version. Our business model is unique to this market channel as our major business focus is directed toward diabetics who have attempted a change of their glucose monitoring platforms (systems) or those currently using the Lifescan legacy products but are dealing with escalating prices and lower (if any) insurance reimbursements. At the time of the introduction of GenStrip in March 2013, Lifescan controlled just under 40% of this market and 100% of its own Lifescan, Inc. OneTouch Ultra market. Their overall market share has since dropped below 30%. In October 2018 Lifescan, Inc. was sold to a large California based private equity firm in an asset sale arrangement. This event gave impetus to the changes we have made to our GenUltimate! TBG system, the first and only evolutionary enhancement to be offered to the Lifescan Ultra family of products still in use by over 4 million diabetics worldwide (see Litigation section).

We began our transition into these medical products channels on November 1, 2011 when we completed the acquisition of Diagnostic Newco LLC from its owner Kimberly Binder. Diagnostic Newco LLC was a design company that specialized in product packaging design, medical products advertising design and graphic art. Ms. Binder subsequently joined the staff of the company's Pharma Tech Solutions, Inc. subsidiary specifically for these purposes, and has worked closely with the contract manufacturers for GenUltimate!, making subtle changes to packaging design and more recently integrating the new FDA UDI product identification data system, among other responsibilities. She is also responsible for the package design for new diagnostic products the company is currently working on, including the GenSure! and the upcoming GenChoice! and GenUltimate! TBG products. Ms. Binder is also owner of Genstrip Direct LLC and Full Circle Diabetes LLC, her own distribution companies, which she operates separately from her (Decision Diagnostics Corp. and Pharma Tech Solutions, Inc.) company related responsibilities.

The original Shasta product was acquired by our Pharma Tech subsidiary on March 20, 2014, and fits into a diagnostic product niche, fitting nicely into the world-wide self-test (home test) market that has been growing at a 15% annual rate. Since our GenUltimate! is a rather unique product offering, employing a brand name razor blade only model (diagnostic test strip) into a razor (diagnostic meter) -- razor blade (diagnostic test strip) market, the Genstrip 510(k) application made for unusual challenges for the FDA and an educational challenge and opportunity for the company. In fact, the company only concluded its dealings with the FDA in March 2016, but has had subsequent issues pre and post market review staff, an on-going process that was begun on a very sour note by Shasta in October 2009

and ended even more sourly in early 2014. The company believes that upcoming product offerings such as the GenChoice! and GenUltimate! TBG products, which will also be regulated by the FDA but we hope will go through the rigorous comment process, particularly since receipt of a directed landmark ruling by the U.S. FDA, covering our third party developed diagnostics (developed, in development and to be developed). The FDA, however, is accountable to no third party and while we did win major victories and we did deal with certain biases and retaliation during the GenStrip 510K prosecution, we have seen this same type of treatment for our GenChoice! product. However, we remain ever vigilant and continue to retain litigation counsel.

Until our receipt of the March 2016 ruling from the FDA, two years (and growing) was a standard development to market timeline for in-vitro diagnostic products similar to Genstrip / GenUltimate! In fact the long review periods and stifling performance standards established have contributed to a large decline in new products offerings in the USA and the industry since 2014.

In 2019 we again improved GenUltimate!. GenUltimate! has become the only version of the original Genstrip line that will be packaged to conform with the FDA UDI standards, and was released as UDI compliant as of September 24, 2016. Manufacturing of Genstrip 50 ended and on-going sales continued under the GenUltimate! brand, and includes the FDA UDI packaging.

On the business side, in June 2010 the company was approached by the largest retailer in the world for the distribution and sale of the Genstrip product, then about to enter the 510k regulatory review process, at over 5,000 retail stores worldwide. A contract with this retailer was negotiated in September 2010 and subsequently renegotiated and renewed in April 2011 and then for a third time Beginning in November 2016, and as soon as the retail contract was agreed to and as a means to conduct market research, the company began seeking pre-conditioned letters of intent (pre-orders) for Genstrip, while continuing the prosecution of the 510(k) application on behalf of Shasta Technologies before the FDA.

Lifescan Inc., until October 2018, then the diabetes testing division of Johnson & Johnson, sued the company in three separate suits, all in Federal court, beginning in September 2011. These suits proved costly in that their intended purpose was to keep the Genstrip product off of retail market shelves. Until these suits were settled in May 2016, the company's marketing abilities were severely limited. In fact, even as of this writing, the company faces market obstacles brought about by the original litigation with Lifescan, Inc. However, it should be noted that Johnson & Johnson announced in January 2018 that their entire diabetic business (three divisions, multiple products) had been put up for sale, and offers for some or all of their businesses had been received. The sale closed in October 2018 with the completion of an asset sale to a large California based private equity firm, Platinum Private Equity.

The settlements we did achieve with J&J provided a hard-fought victory for the company, particularly since in 2015 Shasta had admitted to patent infringements of all three J&J diabetic medical device patents that were being adjudicated. We settled these lawsuits in a novel manner, where Johnson & Johnson paid the company a settlement amount in cash, in those lawsuits where the company was a defendant, a rarity in matters where the Plaintiff (J&J) had initiated the strike suit in the first place. J&J, as a part of the settlement, also granted the company licenses to three J&J patents (including one patent that J&J subsequently lost as a result of 3rd party prosecution by the company, through final action by the US Supreme Court), the larger value gained from this 5-year legal battle. In March 2016, prior to its settlement, the company's Pharma Tech Solutions, Inc. and Decision IT Corp. subsidiaries brought suit against Johnson & Johnson and Lifescan, Inc. in Nevada Federal court for patent infringement, the company alleging that Lifescan, Inc.'s OneTouch Ultra product was and had been infringing both of the company's patents. In March 2017, after a protracted battle with J&J where they tried to invalidate the company's lawsuit, the court in a major ruling agreed that the company will be allowed to move forward (a major victory so early in the suit) and will also be allowed to allege the Doctrine of Equivalents, a legal doctrine that would preclude J&J from twisting words through its pleadings and expert reports to escape justice. In April 2016 the company amended its original suit to include allegations under the Doctrine of Equivalents.

Further, in January 2016 the US Supreme Court ruled that the Doctrine of Laches, a defense used by many Defendants in patent infringement suits could no longer be used. This ruling further deprived J&J of one of its most important defenses against the company's current patent infringement claims. All of this action did not dissuade the Nevada District Court trial judge from granting J&J a Motion for Summary Judgment in October 2018. As a result of this ruling, the company filed an appeal to the U.S. Court of Appeals for the Federal Circuit ("Federal Circuit court") in Washington, DC (the patent court). The company's appeal was ruled against by the Federal Circuit court in 4Q 2019. The company, with many other irons in the fire, decided not to avail ourselves of further appeal, thus ending this litigation.

The Current Business

In the next 120 days the company expects to enter the Covid-19 test kit market with unique, cost effective, accurate and wholly proprietary products for the testing of Covid-19. Almost all available resources are being directed to the Covid-19 products (see Business Introduction). It is unknown how big this market will eventually grow to encompass, but given the severity of the Covid-19 pandemic,

the fact that the company is developing screening tests, we expect to make a big market entry as we finish our product, manufacture it, and achieve FDA initial and then complete clearance.

The current foundation business is focused on the diabetes testing market, a market dominated by four large pharmaceutical manufacturers who provide very similar and equally focused products, selling at essentially equal prices. Our Genstrip's original introduction, even with the fits and starts, employed a business model different than those models employed by the major market players. Recent successes in the on-line marketplace has allowed the company to alter the market dynamics, lowering average price (which has occurred) or allowing for increased testing by diabetics for a lesser price, thereby affecting all market segments. The company's major current market focus is to pharmacy chains, grocery chains with in-store pharmacies, large all-purpose retailers with in-store pharmacies, and group buying and chain pharmacy organizations, and for its pet testing products, on-line sales and chain pet supply stores and retail pet outlets. Although this has been part of the company's plans in the recent past, the difficult litigation with Johnson & Johnson as well as the advent of the July 2013 and July 2016 changes to Medicare reimbursement (and followed by private insurers) and the October 2016 reimbursement engineering, pharmacy business models are now blurred. Thus the company successfully added on-line sales to its business model.

The company has also implemented a successful "direct to diabetic" business model and has (independently or along with our distributors) executed on-line agreements with several of the largest retail chains, diabetic supply co-operatives, group purchasing organizations, as well as on-line mass merchandisers such as Amazon.com, EBay, Walmart, Sears, Jet.com and approximately 1050 other on-line cooperatives and product aggregators. The company considers this rapid adoption to be a success gained in a very short period of time.

In March 2017 the company was contacted by the retail giant Walmart, who along with their acquired on-line retailer Jet.com (now in reorganization), are attempting to duplicate and surpass the Amazon portal. Walmart has done an admirable job. Our GenUltimate! products have been sold on Walmart's (and Jet.com's) portals since November 2016. In the 2018 discussions Walmart offered us preferential listings on portals and Walmart Depot stocking at their regional transit facilities. We also began discussions, now in process, for the manufacturer of a Walmart house brand version of our GenUltimate! As a result of our agreements with Walmart, GenUltimate! is now sold and fulfilled directly by Walmart. In addition, Walmart has implemented a large on-line store pickup, allowing GenUltimate! users to pick their GenUltimate! product up at Walmart stores. We accepted Walmart's offer (who wouldn't) and changed our distribution agreement with Walmart (and Jet) so that Walmart would sell and fulfill our products directly. We accomplished this while still selling our products directly through Walmart. This business model is called cannibalization with the goal of overall sales maximization. Walmart customers who previously received standing orders for their legacy J&J Lifescan test strips are a part of this new program. The company believes this to be a market enhancing deal since Walmart will become both a "push" and a "pull" retailer. No special pricing of our GenUltimate! products was required to implement this plan, owing, no doubt, to the footprint we have established on the other large on-line portals. Walmart purchase orders for Walmart sales of our products have increased dramatically. We continue to evaluate our prospects with Walmart and we believe we will move toward a global agreement with Walmart for our GenUltimate!, PetSure! and GenChoice! (when cleared) and GenUltimate! TBG products. Meetings were scheduled in the month of May 2019 at both Walmart and CVS pharmacies, primarily for our GenUltimate TBG products. Subsequently we are gearing up our Covid-19 kit business quickly, albeit because of the times, using remote capabilities to reach out to Walmart, CVS, many, many others in the USA, Canada, and internationally.

The efforts being expended in the "big-box" arena are greatly aided by the company's recent success with the explosively growing on-line Marketplaces, many sponsored by the large retail pharmacies and retail stores. We expect the same type of response, perhaps even greater for our upcoming Covid-19 test kits. These Marketplaces are fast growing sister organizations to these retailers, and typically not a part of legacy manufacturers marketing plans. The company's recent successes in the on-line Marketplaces has given the company a beachhead in this market as the uncertainty brought on by the J&J lawsuits has (finally) waned. In mid-March 2016 the largest US retailer agreed to raise the company's standing to the highest retail "rung" by offering a new supplier contract and in mid-March 2018 this retailer and its recently acquired wholesale products partner contacted the company and implemented a direct relationship. This decision led to inquiries by other big box sellers.

In March 2019 we entered into a long term relationship with PARAGON Sales and Marketing Inc. to support the national growth of both our branded and private label retail products sold under our "Gen" brand, and our private label brands of Alltara!, ConsumerValue!, Infatig!, and Medicus!. We have expanded this relationship to include our Covid-19 sales and distribution efforts.

Initial accounts were assigned to PARAGON for big box and private brand big box agreements include Walmart, CVS, Walgreens, Costco, Kroger and Cardinal Health. PARAGON will also work closely with us in evaluating other potential new retail product categories and products that we may launch in both branded and private label offerings in the future. Sadly, shareholders and non-shareholders have already attempted to contact PARAGON, one such incursion occurring during the writing of our 3Q 2019

Quarterly Report. The company has promised PARAGON that we will take legal action against these people should this activity continue. Instead we were notified that PARAGON contacted their own commerce lawyer and in addition verified the person (name, address, etc.) behind the incursion.



Alltara choice and Altara ultimate are not yet available for sale or distribution in the United States or Puerto Rico.

Since March 2015 when we first we acquired special intellectual property and specialty manufacturing equipment which will shall serve our business interests now and into the future. We have increasingly turned to Alpha Capital Anstalt (“Alpha”), Navesink Device Initiatives, Sovereign Partners and Licgo Partners, whereby these organizations either purchased an 18-month 15% OID derivative instruments or Preferred C and Preferred D stock units, to facilitate the acquisition of intellectual property or manufacturing equipment, or to finance our growth. In 1Q, 2Q and 4Q 2016 and 2Q, 3Q and 4Q 2017, 2Q and 3Q 2018, and 1Q and 2Q 2019 we completed additional financing transactions with both Alpha and/or, Sovereign, and Licgo. Our most recent transactions with Alpha also financed an inventory credit line for the company so that we can meet many of the requirements of the largest retailers and maintain at least \$300,000 in stock on hand at any time. And in 2020, to help us fund our Covid-19 product endeavors, Alpha loaned us an additional \$1.5 million to carry on and complete our GenViro! Swift development and testing. From time to time we drop below this \$300,000 threshold, primarily at the end of fiscal quarters. Alpha also financed our acquisition of new specialty manufacturing equipment to facilitate our contract manufacturer in Korea as they develop our new GenChoice! product.

In late July 2019 the company was contacted by a large Eastern European distributor of J&J/Lifescan, now (Platinum Equity) products. To begin, this distributor wishes to distribute the company’s GenUltimate! Precise product, a product that has no USA market, does not require FDA clearance to be sold overseas but appears to be a natural for Eastern European markets, particularly in CIS states and the Ukraine. The company completed an “accuracy” test for the GenPrecis! product to allow for its registration which is in process. We also plan to sell our GenViro! Swift kits to this distributor.

Additional Background and Foundation

In May 2010, we entered into agreement with Shasta Technologies, Inc. and Broadtree, Inc. This agreement granted our Pharma Tech Solutions, Inc. subsidiary the exclusive marketing rights to a new diagnostic product not yet on the market named Shasta Genstrip (“Genstrip”). The Genstrip product was developed to compete against the market leader in the then \$6.5 billion at home testing market. Shasta was in default of this 2010 Agreement within 90 days of its initiation. Penalties under that agreement and monies owed totaled in excess of \$2 million in “delay” penalties, which they were unable to pay. In April 2011, the company renegotiated its agreement changing its many roles and adding responsibility for regulatory approval, manufacturing and forecasting, international sales and additional sales markets in the U.S. Shasta defaulted under this agreement as well. On March 20, 2014 we acquired the GenStrip intellectual property, its marks and the cleared 510(k). Shasta defaulted on this agreement as well. In addition Shasta breached or defaulted on two insurance settlement agreements, owing to the aforementioned J&J litigation. Shasta also confessed to patent infringement of J&J’s three patents and for one reason or another thought it was in their best interest to sue their previous FDA lawyer, who supposedly did not stop Shasta from commercially damaging themselves.

On April 30, 2014 we first implemented our FDA mandated Quality Plan and are now operating as the manufacturer (operator) of the GenUltimate! test strip. We have implemented subsequent Quality Plans with our Korean contract manufacturer for our GenUltimate! product. Similar Quality Plans and FDA registrations will be in place for the company’s GenChoice! and GenUltimate! TBG products in the near term, and for our GenAccord and GenCambre products later in the coming months. Our overall Quality Plan, a living document, is in its fifth re-write.

The company brought suit against Shasta and the former contract manufacturer in Pennsylvania in November 2018. On December 31, 2018 the Pennsylvania court awarded the company with a \$3.6 million judgment against Shasta. We were pursuing collection of this judgment in Minnesota, California, Oregon and Pennsylvania. To that end we filed for a Writ of Attachment against Shasta for the \$3,600,000. This Writ will allow the company to bring an end to the litigation against Shasta in California and Minnesota (in an action stat that includes our FDA lawyer). On June 29, 2019 Settlement documents were executed by Shasta and the company to bring an end to the litigation in the four states. Shasta agreed to drop all claims against the company, and we agreed not to further pursue Shasta (but not Conductive Technologies, Inc. and not the former DECN shareholders). After five years, the company can now value its acquisition of the GenStrip technology and Marks, and any knowhow. We have done so as of the period ended September 30, 2019 (see financials) and have realized a gain in the period.

We continue to litigate in Pennsylvania against the former contract manufacturer and anticipate a handsome settlement in the coming months, who apparently while working for us, was also working against us and for Johnson & Johnson. The company is also pursuing those persons who owned stock in the company who may have traded stock in the market based on information and documents provided by Shasta, or who were given confidential documents by Shasta, gained through the litigation discovery and provided to these shareholders, who then posted the information on public message boards.

We currently employ nine professionals at or locally managed through our executive business office located at 2660 Townsgate Road, Suite 300, Westlake Village, California 91361. In addition, we maintain two full-time and seven part-time positions located throughout the United States. We also maintain a Quality Assurance office through our exclusive agent in Seoul, Korea as a means to fulfill our quality commitments to the FDA. Our telephone number is (805) 446-1973 and our website addresses are and www.pharmatechsolutionsinc.com and www.genultimate.com. and www.decisiondiagnostics.com. Additional web sites will be added for our GenChoice! product, our GenUltimate! TBG product and our GenViro! Covid-19 testing products.

As a part of the company's strategic plans, we have applied (to register) for fourteen Trademarks with the USPTO. The company's Genstrip product is a registered Trademark of Shasta Technologies LLC. Now that we own this Mark, we do not intend to renew it. Our applications were filed with the USPTO in 1Q and 2Q 2015 and throughout 2016, 2017, 2018 and 2019. The company intends to use these Marks, as granted, to brand new products, rebranding of existing products, and the establishment of a family of Marks associated with our company and its place in our industry.

As of March 30, 2020, the company has received registration confirmation from the USPTO for the following Marks:

“Alltara!”
“GenUltimate!”
“GenSure!”
“GenChoice!”
“GenAccord!”
“GenCambre!”
“GenUltimate! TBG”
“Firefly!”
“ConsumerValue!”
“Infatig”
“Medicius!”

Our marks for Alltara!, ConsumerValue!, Infatig!, and Medicius! will be used for product families as an integral part of our relationships with the “big-box” entities. We have several Marks that were filed to further enhance our GenUltimate! TBG product and technology. These Marks were first filed in 2Q 2019. Subsequently we have filed for trademarks for GenUltimate! TBG and Genviro!.

As a result of a product embargo by Shasta and Conductive Technologies, Inc. the company ran into an inventory shortage, and in fact ran out of product on several occasions. However, the inventory problem began to clear up in late May 2016, and with the advent of adding the GenUltimate! product from Korea, shortages were alleviated. The company's capacity for GenUltimate! production is now 750,000 packages per month (50 count and 100 count packages), for the new GenSure! product 100,000 packages per month (25 count and 50 count packages) and the new GenChoice! product (initial) 150,000 packages per month (50 count and 100 count packages). A mega-retailer has requested minimum inventories of finished product of 150,000 units/boxes. We expect other retailers to make similar requests. The manufacture of GenUltimate! and GenSure! are very similar and this capacity can be viewed as interchangeable. Similarly the manufacture of GenChoice! and GenUltimate! TBG will be similar to the manufacture of GenAccord! and GenCambre! Manufacture of GenPrecis will require additional investment in plant and machinery. The company is also in discussions with Korean

contract manufacturers to augment our GenViro! Products, a product line we expect to require capacity to manufacture millions of these kits.

The company is also in discussions with prospective partners for our GenUltimate! TBG and GenViro! Products. While we are much further along with our GenUltimate! TBG product, a competitive mainline, legacy products company. The interest expressed in our GenViro! product has been unprecedented, at least for us, both from large USA based manufacturers and distributors, as well as those overseas. We recently brought on a distributor who will sell all of our products (but particularly GenViro! Swift kits) in central and southern Asia and India. We are also in discussions with a U.S. based group with worldwide reach who wishes to distribute our products in the EU and Pakistan. We anticipate more discussions about this group in the coming days. We have also decided to take on our Russian Federation partner to distribute our GenViro! test kits in the Russian Federation and elsewhere in Eastern Europe despite a similar “knock off” product having some publicity in Eastern Europe. We believe this group is at least two years away from any commercial viability, if ever.

The company’s stock currently trades on the OTCMarkets OTC Pink Current tier of the market. The company’s shares are DTC and DWAC eligible. On April 22, 2020 the company’s shares were suspended from trading by the U.S. SEC. This suspension ended on May 8, 2020. On May 8, 2020 with the lifting of the SEC imposed suspension, our shares began trading again on the OTC Expert market. Certain brokers/marketmakers are in the process of filing a Form 15c2-11 to revive the company’s trading on the OTC Pink market where we traded prior to April 22, 2020.

In mid-2018 the company chose to file a Regulation A offering in an effort to improve its disclosure to the SEC. The company had planned to use this filing, reviewed by the SEC without comment on August 23, 2018, to move toward uplist on the OTCMarkets exchange in 2019. In February 2019 the company, after completing all of the ancillary tasks required of a Reg. A filer, amended its registration with the SEC, a necessary requirement. Subsequently, the company’s stock price improved so that the registration offering price was much lower than the stock trading price. In early March, during the stock price rise, the company was informed that a certain party, who at that point claimed to own approximately 4% of the company’s outstanding shares, wished to buy the entire Reg. A offering on the date said offering became qualified. That would allow this certain party to gain control of the company for approximately \$5.3 million, a value much lower than the trading price of the company’s common stock. This was/is a common predatory M&A strategy often used by private equity funds. On March 18, 2019, acting on a resolution by the company’s Board of Directors, the Reg. A registration was withdrawn.

In February 2019 the company was approved for Deposit/Withdrawal at Custodian (DWAC) a method of electronically transferring new shares or paper [share certificates](#) to and from the [Depository Trust Company \(DTC\)](#) using a Fast Automated Securities Transfer (FAST) service transfer agent as the distribution point. DWAC transfer is a method employed by most funds and large investors.

Business activities throughout the next twelve months:

The company’s business on a day-to-day basis includes the distribution of our GenUltimate! products, (50 count and 100 count versions), International distribution of our GenUltimate! Sure and GenUltimate! Precip products (25 count and 50 count versions), and our PetSure! products (30 count and 60 count versions), and throughout 2020 our GenChoice! (25 count, 50 count and 100 count versions), at least in international markets, and the GenUltimate! TBG (25 count, 50 count, 100 count versions and a meter), also in 2020. The company’s GenUltimate! TBG product will be sold worldwide and will, require a strategic partner, unless a settlement of our litigation with Johnson & Johnson allows us to sell GenUltimate! TBG independently. The company has chosen one prospective partner looking to pay for the license rights to the GenUltimate! TBG product, a long term royalty for their continuing sales, and the settlement of other matters. The company has just completed a redesign of its GenUltimate! TBG test strip, building a technology foundation around its GenUltimate! technology.

In 1Q and 2Q 2020 we began the development of our GenViro! test kits, two different proprietary and unique technologies. During the month of March 2020 virtually all available company resources have been directed to GenViro!. We plan to begin sales overseas in select markets in late 3Q 2020 or early 4Q 2020. We still have hope to sell our GenViro! Swift saliva kits in the U.S. late in 2020.

In March 2019 the company announced the hiring of PARAGON Marketing and Sales, Inc., a nationwide retail accounts sales and management firm. The company has assigned several high worth “big box” retail accounts to PARAGON, including Walmart Stores, CVS Pharmacies, Walgreens Pharmacies, Cardinal Health (Wholesale). McKesson (private label brands), Kroger and others.

Companies in the manufacturing and marketing channels in the industry all employ packaging processes, including Korean, Chinese and Taiwanese manufacturers. In truth, the manufacturer operations collectively decided **not** to pay an extra \$10,000 for each of the packaging machines, or the \$0.10 for a slightly larger test strip vial (holder). The company believes this “me-tooism” to be a form of mental blinders. In implementing the company’s new private label strategy, Decision Diagnostics decided not to bow to the packaging machine or “me-too” limitations. Instead the new packaging to be employed by the company will take into account diabetic testing patterns and the average number of testing days in a month. Private label versions of the company’s products will be packaged in sizes of 30 count, 60 count and 120 count packages. This concept has been readily accepted by the company’s private label target list in a detailed survey, and it is believed that this new packaging concept will be a marketing coup. Diabetics test every day of the month, not just 1.67 times a day. So a vial of 30 of the company’s test strips (and 60 and 120) will accommodate the testing needs of the user, not the limitations of a particular type of packaging machine. Sales to the private label industry will be through private label product groups where every private label partner will own a private label group, each group containing all of the company’s products in selective private label packaging.

The company currently has three major private label targets, the largest drug store chain, another top-5 drug store chain, and the second largest grocery store chain. In addition, the private label packaging is being offered to the largest drug store chains in Mexico and Canada. The Mexican chain, who also has numerous stores in Chile and Argentina has moved quickly. However, in all cases the sales process is in the closing stages. Closes of this nature, do however, take time. The company has Trademarked four product label groups for exclusive sales of products to the private label concerns: Alltara!, Advant!, Infatig!, and Medicius!.

Other 12-month business objectives include:

1. The practice of specializing in the distribution of GenUltimate! and PetSure! and GenUltimate! 4Pets products, and the completion of the GenViro!, GenChoice!, and GenUltimate! TBG products. We also intend to add several brand-name medical diagnostic and medical disposable products, lancets through our Firefly! product, as well as several lines of insulin syringes and pen needles, all associated with the on-going care of diabetes-inflicted patients, and the world-wide distribution of our proprietary diagnostic products.
2. Combining our wholesale and retail diagnostics distribution with the major successes we have had in the on-line retail markets, and adding legacy retail organizations (already some legacy retailers of note). See discussion above concerning private label opportunities and our private label lines.
3. Continue to implement the plans provided by our agent MWK LLC, and PARAGON Sales and Marketing in efforts to secure big-box pharmacy chains, chain grocers and nationwide retailers in addition to the private label groups previously discussed.

Recent Business Milestones:

In 1Q 2019, 2Q 2019, 3Q and 4Q 2019 and 1Q 2020 the company has accomplished the following milestones.

1. In March 2020 we completed design of two Covid-19 test kits for commercial sale as soon as FDA Pre-EUA and EUA approval is gained (see Business Section Introduction).
2. We have prepared for introduction a premier version of our popular GenUltimate! test strip for launch on September 3, 2019. First deliveries for this test strip designed and provided for the benefit of big box stores will be in the 3rd week in September.

3. We completed the design and manufacture of PetSure! glucose test strips for the international markets, and completed development of our GenChoice!, GenUltimate! 4Pets and GenUltimate! TBG products.
4. We began FDA 510K prosecution, patient clinical, 3rd Party testing and/or clinical trials of two new test strip products, our GenChoice! and GenUltimate! TBG test strips and the GenUltimate! TBG Precise meter. Neither the PetSure! nor GenUltimate! 4Pets products required live patient (pet) clinical testing. We most recently added GenChoice! TBG to our Advanced Development schedule.
5. The company initiated a marketing program to the on-line Marketplaces sponsored by pharmacy chain, department store and grocery store retailers, as well as mass merchandisers, and including the largest retailers. This program has so far been the most successful endeavor since our inception.
6. The company has retained patent counsel to file three patents (in 3Q 2019) for our GenUltimate! TBG and GenPrecis meters and test strips, and for our newest adaptation, our two GenViro! Covid-19 test kits.

Financing Requirements

At June 30, 2020, we had cash and equivalents of \$650,077 and negative working capital of \$3,323,713. We anticipate that we will require up to \$250 million in [trade debt financing](#) to finance our expected sales of our GenViro!, (especially GenViro! Swift kits) GenUltimate!, GenUltimate! Premier (for big box) GenUltimate! TBG, and GenChoice!. Trade debt financing is traditional debt where the borrower borrows cash, usually from a revolving line of credit used to finance pre-payment for inventory. The company anticipates drawing down the trade debt in installments of first \$1 million, then \$2 million, and finally \$5 million. Money for this type of debt is readily available from wealthy individuals, finance companies or a bank or other financial institution and at the term of the loan pays the lender back in cash. The company has noted substantial disinformation in public forums regarding trade debt financing. The above paragraph is the company's final position regarding its trade debt posture. We will borrow money, finance manufacturing of our product purchases, and then pay the money back to the lender. Fancy derivative and/or toxic equity financing will not be used. We will operate our business like a business. Most financing is hard to get for a small company, nonetheless we will aspire to endure. Without the financing our sales will be curtailed.

In March 2020 the company entered into six Notes (loans) with its main investor, Alpha Capital Anstalt, for a total of \$1.50 million. As of June 30, 2020, Alpha has rendered \$1,500,000 in loans, based on Alpha's funding and fulfillment of five of these Notes. On April 22, 2020 the company approached Alpha to raise their Note funding level from \$1.5 million to \$2.0 million.

In March 2012 we renewed our agreement with Alpha Credit Resources ("ACR") for a third time in order to obtain this debt financing. After the expiration of that agreement, in November 2013 we executed a new line of credit with Alpha Credit Resources, replacing our previous line. This credit line was for \$12.5 million, but with the velocity of our product sales, could yield over \$250 million in annually available credit. We never did draw down any credit financing from ACR, although we many times tried. On December 14, 2015 this credit line expired. Subsequently we learned that ACR and its parent, Platinum Credit became the subject of several Federal criminal investigations and trials. In September 2016, the major funds controlled by Platinum filed for liquidation. The company immediately froze all of its securities held by Platinum, securities paid from 2007 through 2014, but none subsequently. Platinum had not been granted any requests for any conversion or sale transactions since December 2014. As a part of this liquidation the company is now seeking return of most of the securities granted to the Platinum funds from 2007 through 2014.

We will from time to time continue to seek a combination of equity and long-term debt financing as well as other traditional cash flow and asset backed financing to meet our financing needs and to reduce our overall cost of capital. Additionally, in order to accelerate our growth rate and to finance general corporate activities, we may supplement our existing sources of funds with financing arrangements at the operating system level or through additional short-term borrowings. As a further capital resource, we may sell or

lease certain rights or assets from our portfolio as appropriate opportunities become available. However, there can be no assurance that we will be able to obtain any additional financing, on acceptable terms or at all.

Contingencies and Litigation

We transact commerce in several medical products market channels. We also transact commerce by licensing our proprietary medical software that functions by moving confidential medical data through our proprietary medical information technology devices and networks. Our original Genstrip product required initial regulatory approval by the USFDA as well as on-going USFDA approvals during the product life cycle. Further, Genstrip required medical patient trials and competes directly with a major platform manufacturer. We insure against any claims made against the company for our Genstrip product.

Our GenSure product is sold only in international markets. We are protected against claims of patent and/or trademark infringement by virtue of our 2016 settlement agreement with Johnson & Johnson and two J&J divisions.

Our GenChoice! and GenUltimate! TBG products will be sold worldwide. The company will have to protect against claims of infringement for both of these products. Patent and trademark infringement suits are often filed for strategic business reasons, having only a passing relationship to the patents or trademarks claimed to be at issue.

Healthcare, especially those segments where the company competes, is also very litigious. Competing companies often use litigation as a marketing tool, bringing litigation as a means to protect market share and limit market exposure. The medical industry is also intertwined. From time to time, we may become involved in claims and litigation that arise out of the normal course of business, such as litigation that emerges from disputes over damaged, missing or contaminated product, litigation that arises over payment disputes or claims of fair value. We may also become involved in disputes that arise over the business or business practices of our suppliers, payers and customers. It is not uncommon in our industry to find that a litigant has filed claims in multiple jurisdictions involving the same transaction or a single transaction. The company maintains substantial insurance coverage against suits that may arise over issues of damaged, recalled or counterfeit product and other product liability issues. The company has also been a victim of the unapproved acts of prior management. These acts have resulted in claims from individuals and entities since the Board relieved former management of duty in 2006. Nonetheless, these claims have resulted in the use of management time and company resources to investigate, litigate, or settle. In addition, the company accrues contingent legal fees and product liability fees. As of December 31, 2019, our accrual was \$485,069.

From time to time, the company may also be subject to demands from individuals or entities. These demands and disputes may consume management time and company resources. Other than as noted below, if there is such a disclosure, there are no pending matters at the current time that in management's judgment may be considered potentially material to us.

In December 2018 the company and Mr. Berman were sued by a former employee who made employment practices claims. This employee had been terminated some 16 months earlier, for insubordination. The company filed a counter-suit against the former employee for misappropriating and hiding company property, secrets, and for violating HIPAA statutes as a result of these actions. The company and Mr. Berman are both insured against these types of lawsuits. In 1Q 2020, with the assistance and resources of its insurer, this lawsuit was settled.

We were in litigation with Lifescan Inc. a subsidiary of Johnson & Johnson beginning in September 2011. Lifescan had maintained throughout that our Genstrip (now known as GenUltimate!) product infringed on three of their patents. One of these patents became the subject of peripheral litigation activities, and two Appeals (one for each side) to the U.S. Appeals Court for the Federal Circuit (the patents appeals court). In January 2016 the Court of Appeals for the Federal Circuit ruled in its Mandate that this one foundational patent and the claims made by the assignee Lifescan, Inc. was struck (killed) due to obviousness (a clever wording meant to obscure a connection between the Lifescan, Inc. invention and earlier generation technologies dating back to the late 1970s). Throughout this Appeal process, and a litigation process waged through the USPTO, the company prevailed. In addition, as a result of certain claims and allegations made by Lifescan after the close of the USPTO final determination (in favor of the company), the office of the Solicitor General intervened against Lifescan Inc. in the Federal Circuit court and was of great assistance in getting the Lifescan, Inc. patent revoked. Nonetheless the seeming baseless allegations and claims made by Lifescan against the company have taken their toll, limited our ability to sell our GenStrip (now known as GenUltimate) to large entities ("big box stores") and greatly extended the court processes.

In May 2016 the company became aware of a clause Lifescan had inserted in its Franchise agreements. This clause set a penalty structure whereby should any Franchisee who also bought non-Lifescan products (but more clearly our GenUltimate) they would lose their access to product rebates, and in certain instances their Franchise. Once aware of these illegal tie-ins the company complained to the Federal government, and in January 2017, for the first time since the onset of litigation with J&J, the tie-in clause was globally lifted by J&J. During the pendency of the 2011 and 2012 lawsuits, Lifescan was guilty of a number of unethical practices.

In March 2016 the company filed suit against Johnson & Johnson and two Lifescan divisions through our two IP subsidiaries. DECN filed the lawsuit in the United States District Court, District of Nevada, in Las Vegas, NV, Case 2:16-cv-00564, titled Pharma Tech Solutions, Inc. et al v. Lifescan, Inc. et al naming Johnson & Johnson and its divisions Lifescan, Inc. and Lifescan Scotland Ltd. for alleged infringement in relation to U.S. Patent numbers 6,153,069, an apparatus patent, and 6,413,411, a method patent. The suit sought at least \$400 million in provable damages. The company lost this lawsuit on a contested technicality, and also lost its appeal.

In November 2018 the company filed a lawsuit in Pennsylvania court against Conductive Technologies, Inc. (CTI) and Shasta Technologies LLC, alleging, among other things, that these two former partners colluded along with Lifescan, Inc. to illegally embargo the company's GenUltimate! product and technology, and to attempt to seize this product and associated Intellectual Property. The suit emerged as a result of a settlement the former partners entered into with Lifescan, Inc. and Johnson & Johnson to settle their issues (at our expense) in the above discussed patent infringement lawsuits of 2011 and 2012. On December 31, 2018 the Pennsylvania court granted the company a judgment in the amount of \$3,600,000 against Shasta Technologies LLC. The company had been in the process of enforcing the judgment in the states of Minnesota, Oregon (Shasta's domicile), and California. In late April 2019 the company filed and received a Writ of Attachment from the State of California Superior Court and proceeded to execute on this Writ.

Activities to enforce the judgment against Shasta in Minnesota and California ended the litigation and collection activities against Shasta as of the period ended June 30, 2019. The company, upon conclusion of the litigation then valued its acquisition of technology and Marks in the financials for the period ended June 30, 2019. The company shows a one-time gain in the 2Q 2019 period. Litigation against CTI continues. Recently the company was made aware of a conflict that involved a sister company of CTI, whereby this sister company had extensive undisclosed contract dealings with J&J. At the time of the Settlement by Shasta and CTI with J&J, CTI had recently appointed a new Chairman, the then CEO of the sister corporation. The company believes that this new Chairman, in an effort to preserve another agreement with J&J immediately ordered settlement with J&J and as a result of this settlement with J&J became the architect of the embargo against the company and its products, forcing the company to redevelop GenUltimate in Korea, at a cost of \$660,000. CTI also used the company's client list obtained as a part of the J&J litigation and hired a company distributor to distribute the company's products to other of the company's distributors. The company is seeking settlement with CTI but will be forced going forward to expand its suit against CTI to add the sister corporation and its Chairman to the expanded lawsuit.

- B. Describe any subsidiaries, parents, or affiliated companies, if applicable, and a description of their business contact information for the business, officers, directors, managers or control persons. Subsidiary information may be included by reference

The company has five wholly owned subsidiaries, Decision IT Corp., PharmaTech Solutions, Inc. PharmaTech Direct Corp., PDA Services Inc., Pharmatech Sensor Development Corp. All of the subsidiary corporations reside in the same building that hosts Decision Diagnostics Corp. We report on a consolidated basis.

- C. Describe the issuers' principal products or services, and their markets

Decision Diagnostics Corp. is a worldwide prescription and non-prescription diagnostics and home testing products distributor and the manufacturer of GenUltimate! glucose test strips, a Class II medical device for at-home use for the measurement of glucose, the PetSure! glucose test strip for the glucose testing of dogs and cats, a test strip designed to work with the Zoetis AlphaTrak and AlphaTrak II glucometers, a legacy meter, and the GenUltimate! 4Pets Glucose system a proprietary glucose measuring system inclusive of the company's GenUltimate! 4Pets test strip and Avantage meter, for the testing of dogs, cats and horses. The company also has its GenSure! glucose test strip, a product for off-shore sales which is complete and available for sales, but will primarily be sold as an international private label market entry. GenSure! and the legacy glucometers that accept this test strip no longer meet most International (ISO) standards.

6) Issuer's Facilities

The goal of this section is to provide a potential investor with a clear understanding of all assets, properties or facilities owned, used or leased by the issuer.

In responding to this item, please clearly describe the assets, properties or facilities of the issuer, give the location of the principal plants and other property of the issuer and describe the condition of the properties. If the issuer does not have complete ownership or control of the property (for example, if others also own the property or if there is a mortgage on the property), describe the limitations on the ownership.

If the issuer leases any assets, properties or facilities, clearly describe them as above and the terms of their leases.

We currently maintain an executive office at 2660 Townsgate Road, Suite 300, Westlake Village, CA 91361. The space consists of approximately 2,300 square feet. The monthly rental for the space is \$3000.00 per month on a month-to-month basis. We also maintain a Quality Assurance office in at the facility of our exclusive manufacturer's representative in Seoul, Korea. We contract for space in a specialty public warehouse in Miami, FL, which serves as our importing, exporting and shipping and receiving terminal.

7) Officers, Directors, and Control Persons

The goal of this section is to provide an investor with a clear understanding of the identity of all the persons or entities that are involved in managing, controlling or advising the operations, business development and disclosure of the issuer, as well as the identity of any significant or beneficial shareholders.

Using the tabular format below, please provide information regarding any person or entity owning 5% of more of the issuer, as well as any officer, and any director of the company, regardless of the number of shares they own.

If any listed are corporate shareholders or entities, provide the name and address of the person(s) beneficially owning or controlling such corporate shareholders, or the name and contact information of an individual representing the corporation or entity in the note section.

See below

Name of Officer/Director and Control Person	Affiliation with Company (e.g. Officer/Director/Owner of more than 5%)	Residential Address (City / State Only)	Number of shares owned	Share type/class	Ownership Percentage of Class Outstanding	Note
Keith M. Berman	CEO & CFO	Westlake Village, CA	480,103	Common	<1%	
Robert G. Jagunich	Chairman	Palo Alto, CA	929,301	Common	<1%	
Barbara P. Asbell	Founder	Ventura, CA	1,409,404	Common	<1%	

Our executive officers, directors, and key employees are:

<u>Name</u>	<u>Age</u>
Keith Berman CEO, CFO, Director	66
Robert Jagunich Chairman, Director	73

Our shareholders elect our directors and our Board of Directors appoints our officers. As of the date of this filing, we have not held an annual meeting. All current directors have been held over until such time the annual meeting is held. Vacancies in our board are filled by the board itself. Set forth below are brief descriptions of the recent employment and business experience of our executive officers and directors.

During 1Q 2020, Mr. Jagunich left the Board of Directors in January 2020 effective February 2020.

Keith Berman has served as Chief Financial Officer, Secretary, Treasurer and Director of the Company since January of 2003. He was elected CEO in July 2017. Mr. Berman has been involved in the development of in-vitro diagnostic products, dry chemistry products, and healthcare software including Intranet and Internet systems for the past 43 years. From July 1999 to present, Mr. Berman has held the position of President, founder and director of Caredecision.net, Inc. a private company engaged in e-health technology development. From March 2001 through June 2002 Mr. Berman also held the Position of President and Director of Medicius, Inc. From January 1996 to June 1999 Mr. Berman was the President and founder of Cymedix, the operating division of Medix Resources, Inc., later Ramp Corp. (RCO). Cymedix was a pioneer company in what was then known as i-health (Internet healthcare) now the e-health industry. Mr. Berman's professional background provides the Company with business management experience and an in depth knowledge of our industry. Mr. Berman received a BA in 1975 and an MBA in 1977, from Indiana University.

Robert Jagunich served as a Director of the Company since January of 2003 and until February 1, 2020. Mr. Jagunich has 28 years of experience in the medical systems and device industry. From August 1992 to present, he has held the position of President at New Abilities Systems, a privately held manufacturer of advanced electronic systems used in rehabilitation. He also provides consulting services to companies such as Johnson and Johnson and has served as a senior executive in such publicly held companies as Laserscope and Acuson. From April 1996 to December 1997 Mr. Jagunich acted as a director of Cymedix Corporation, the operating entity of Medix Resources, Inc., and later, Ramp Corp. (formerly AMEX:RCO). Mr. Jagunich's professional focus on medical devices as well as the professional relationships he has developed throughout his career provides the Company with opportunities to expand current markets and utilize additional product resources not previously available. He received his BS in 1969, and his MS and MBA in 1971, from the University of Michigan.

Mr. Berman, officer and director, works full-time for the company. Mr. Jagunich attended meetings of the board of directors when held and provides 10% and 15% respectively of his business time in professional capacities to the Company.

The following table sets forth information the remuneration of our Principal Executive officer for the years ended December 31, 2018, 2017 and 2016:

Summary Compensation Table

Name and Principal Position	Year	Salary (\$)	Bonus (\$)	Stock Awards (\$)	Option Awards (\$)	Non-Equity Incentive Plan	Nonqualified Deferred Compensation	All Other Compensation	Total (\$)
						Compensation (\$)	Compensation (\$)	Compensation (\$)	
Keith Berman, CFO and PEO	2018	\$ -0-	\$ -0-	\$ -0-	\$ -0-	\$ -0-	\$ -0-	\$ -0-	\$ -0-
	2019	\$ -0-	\$ -0-	\$ -0-	\$ -0-	\$ -0-	\$ -0-	\$ -0-	\$ -0-
	2020*	\$ -0-	\$ -0-	\$ -0-	\$ -0-	\$ -0-	\$ -0-	\$ -0-	\$ -0-

(*) Through April 30, 2020.

Mr. Berman has served as Chief Financial Officer since January 2003 and as Principal Executive Officer since August 2006. During the fiscal years ended December 31, 2016 and 2017 and through December 31, 2018 Mr. Berman has received no cash compensation. Mr. Berman has not received any form of cash compensation as a result of our limited cash flow; Mr. Berman has agreed to accept stock option awards from time to time as his compensation until such time the Company has the necessary resources available to provide a traditional compensation plan.

8) Legal/Disciplinary History

A. Please identify whether any of the persons listed above have, in the past 10 years, been the subject of:

1. A conviction in a criminal proceeding or named as a defendant in a pending criminal proceeding (excluding traffic violations and other minor offenses);

None

2. The entry of an order, judgment, or decree, not subsequently reversed, suspended or vacated, by a court of competent jurisdiction that permanently or temporarily enjoined, barred, suspended or otherwise limited such person's involvement in any type of business, securities, commodities, or banking activities;

None

3. A finding or judgment by a court of competent jurisdiction (in a civil action), the Securities and Exchange Commission, the Commodity Futures Trading Commission, or a state securities regulator of a violation of federal or state securities or commodities law, which finding or judgment has not been reversed, suspended, or vacated; or

None

4. The entry of an order by a self-regulatory organization that permanently or temporarily barred, suspended, or otherwise limited such person's involvement in any type of business or securities activities.

None

- B. Describe briefly any material pending legal proceedings, other than ordinary routine litigation incidental to the business, to which the issuer or any of its subsidiaries is a party or of which any of their property is the subject. Include the name of the court or agency in which the proceedings are pending, the date instituted, the principal parties thereto, a description of the factual basis alleged to underlie the proceeding and the relief sought. Include similar information as to any such proceedings known to be contemplated by governmental authorities.

None

9) Third Party Providers

Please provide the name, address, telephone number and email address of each of the following outside providers:

Securities Counsel

Name:

Firm: Law Offices of Thomas C. Cook

Address 1: 8250 W. Charleston Blvd. Ste. 120

Address 2: Las Vegas, NV 89117

Phone: (702) 242-0099

Email: tccesq@aol.com

Firm: see above

Address 1: _____

Address 2: _____

Phone: _____

Email: _____

Accountant or Auditor

Name: none

Firm: _____

Address 1: _____

Address 2: _____

Phone: _____

Email: _____

Investor Relations Consultant

Name: none

Firm: _____

Address 1: _____

Address 2: _____

Phone: _____
Email: _____

Other Service Providers

Provide the name of any other service provider(s), including, counsel, advisor(s) or consultant(s) **that assisted, advised, prepared or provided information with respect to this disclosure statement**, or provided assistance or services to the issuer during the reporting period.

Name: none

10) Issuer Certification

Principal Executive Officer:

The issuer shall include certifications by the chief executive officer and chief financial officer of the issuer (or any other persons with different titles but having the same responsibilities).

The certifications shall follow the format below:

I, Keith M. Berman certify that:

1. I have reviewed this Annual Report for the period ended June 30, 2020, of Decision Diagnostics Corp.;
2. Based on my knowledge, this disclosure statement does not contain any untrue statement of a material fact or omit to state a material fact necessary to make the statements made, in light of the circumstances under which such statements were made, not misleading with respect to the period covered by this disclosure statement; and
3. Based on my knowledge, the financial statements, and other financial information included or incorporated by reference in this disclosure statement, fairly present in all material respects the financial condition, results of operations and cash flows of the issuer as of, and for, the periods presented in this disclosure statement.

August 14, 2020

Chief Executive Officer

/s/ Keith M. Berman

(Digital Signatures should appear as "/s/ [OFFICER NAME]")

Principal Financial Officer:

I, Keith M. Berman, CFO certify that:

1. I have reviewed this Quarterly Report for the period ended June 30, 2020 of Decision Diagnostics Corp.
2. Based on my knowledge, this disclosure statement does not contain any untrue statement of a material fact or omit to state a material fact necessary to make the statements made, in light of the circumstances under which such statements were made, not misleading with respect to the period covered by this disclosure statement; and
3. Based on my knowledge, the financial statements, and other financial information included or incorporated by reference in this disclosure statement, fairly present in all material respects the financial condition, results of operations and cash flows of the issuer as of, and for, the periods presented in this disclosure statement.

August 14, 2020

Chief Financial Officer

/s/ Keith M. Berman

(Digital Signatures should appear as "/s/ [OFFICER NAME]")



Decision Diagnostics Corp.

OTC Pink Balance Sheet, Statements of Equity & Cash Flows, Footnotes to Balance Sheet

Quarterly Report for Period Ended

June 30, 2020

The following pages present the unaudited financial statements along with Statements of Equity and Cash Flows, and the Footnotes to the Balance Sheet for Decision Diagnostics Corp., for the quarters ended March 31, 2020, and 2019. The financial statements have been prepared in accordance with generally accepted accounting principles.

Trading Symbol: DECN

CUSIP Number: 243443 108

Decision Diagnostics Corp.		
Condensed Consolidated Balance Sheets		
(Unaudited)		
	June 30,	December 31,
	2020	2019
Assets		
Current assets:		
Cash	\$ 650,077	\$ 114,334
Accounts receivable, net	945,205	1,045,166
Inventory	171,130	166,635
Prepaid expenses	499	2,249
Total current assets	<u>1,766,911</u>	<u>1,328,384</u>
Fixed assets:		
Specialty manufacturing equipment	802,315	802,315
	<u>802,315</u>	<u>802,315</u>
Less accumulated depreciation	-	-
Fixed assets, net	<u>802,315</u>	<u>802,315</u>
Other assets:		
Intellectual property	743,865	683,550
Patent licenses, net value	2,490,825	2,490,825
Total other assets	<u>3,234,690</u>	<u>3,174,375</u>
Total assets	<u>\$ 5,803,916</u>	<u>\$ 5,305,074</u>
Liabilities and Stockholders' Equity		
Current liabilities:		
Accounts payable and accrued liabilities	\$ 1,646,899	\$ 1,253,892
Accrued interest	-	348,549
Contingent legal fees	240,000	240,000
Short term inventory financing	310,379	335,304
Notes payable and short term debt with warrants (Note 5)	2,893,346	2,794,673
Total current liabilities	<u>5,090,624</u>	<u>4,972,419</u>
Contingencies	245,069	245,069
Stockholders' equity (deficit):		
Preferred stock, \$0.001 par value, 3,738,500 shares authorized, no shares issued and outstanding as of June 30, 2020 and December 31, 2019	-	-
Preferred series "B" stock, \$0.001 par value, 2,500 shares authorized, 1,864 and 2,000 shares issued and outstanding as of June 30, 2020 and December 31, 2019	2	2
Preferred series "C" stock, \$0.001 par value, 10,000 shares authorized, 6,663 and 7,458 shares issued and outstanding as of June 30, 2020 and December 31, 2019	6	8
Preferred series "D" stock, \$0.001 par value, 500 shares authorized, 180 and 100 shares issued and outstanding as of June 30, 2020 and December 31, 2019	-	-
Preferred series "E" stock, \$0.001 par value, 1,250,000 shares authorized, 747,540 and 1,072,540 issued and outstanding as of June 30, 2020 and December 31, 2019	747	1,072
Common stock, \$0.001 par value, 494,995,000 shares authorized, 300,623,608 and 159,399,161 shares issued and outstanding as of June 30, 2020 and December 31, 2019	300,414	159,190
Common stock unissued, 1,410,000 shares as of June 30, 2020 and December 31, 2019	1,411	1,411
Subscription receivable	(82,250)	(82,250)
Unit offering finders' fees	(321,344)	(321,344)
Additional paid-in capital	68,282,653	50,059,420
Retained (deficit)	<u>(67,713,417)</u>	<u>(49,729,924)</u>
Total stockholders' equity	<u>468,222</u>	<u>87,584</u>
Total liabilities and stockholders' equity	<u>\$ 5,803,916</u>	<u>\$ 5,305,074</u>

The accompanying Notes are an integral part of these financial statements.

Decision Diagnostics Corp.
Condensed Consolidated Statements of Operations
(Unaudited)

	Three Months Ended		Six Months Ended	
	June 30,		June 30,	
	2020	2019	2020	2019
Revenue	\$ 362,864	556,518	\$ 936,656	\$ 1,117,911
Cost of sales	262,753	431,728	638,337	820,034
Gross profit	100,110	124,790	298,319	297,877
	27.6%	22.4%	31.8%	26.6%
Expenses:				
General & administrative expenses	178,765	226,669	789,274	614,498
Consulting	18,300	70,934	34,049	120,347
Compensation expense	75,343	102,493	166,031	226,956
Professional fees	234,704	107,452	323,142	402,372
Total expenses	507,113	507,548	1,312,496	1,364,173
Net operating (loss)	(407,002)	(382,759)	(1,014,177)	(1,066,296)
Other income (expense):				
Financing costs	(16,405,565)	(313,254)	(16,434,065)	(313,254)
Interest expense, net	(107,102)	(69,450)	(339,889)	(476,182)
Loss on write-down of obsolete inventory	(304,276)	-	(304,276)	(162,359)
Other income - PPP grant	10,000	-	10,000	-
Gain on intellectual property settlement	-	1,340,000	-	1,340,000
Gain on inventory liabilities	-	-	100,000	-
Total other income (expense)	(16,806,943)	957,296	(16,968,230)	388,204
Taxes:				
State	(1,086)	-	(1,086)	-
Net income/loss	\$ (17,215,031)	574,537	\$ (17,983,493)	\$ (678,092)
Add: Dividends declared on preferred stock	-	-	-	-
Income available to common shareholders'	\$ (17,215,031)	574,537	\$ (17,983,493)	\$ (678,092)
Weighted average number of common shares outstanding - basic and fully diluted	271,385,939	148,748,447	219,262,278	143,481,879
Net loss per share - basic and fully diluted	\$ (0.06)	-	\$ (0.08)	\$ (0.00)

The accompanying Notes are an integral part of these financial statements.

Decision Diagnostics Corp.
Statements of Shareholders' Equity
(Unaudited)

Date	Shareholder	Preferred "B"		Preferred "C"		Preferred "D"		Preferred "E"		Common Stock		APIC	Authorized Unissued	Subscription Receivable	Finders Fees	Retained (Deficit)	Total
		# Shares	Amt	# Shares	Amt	# Shares	Amt	# Shs	Amt	# Shs	Amt						
BALANCE, DECEMBER 31, 2019		2,000	2	9,453	8	210	-	1,072,540	1,072	199,399,161	199,190	50,059,420	1,411	(82,250)	(321,344)	(49,729,924)	87,884
1/22/20	New Issuance-Mark Herskowitz									600,000	600	11,400					12,000
3/10/20	New Issuance-Robert Herskowitz							120,000	120			2,290					2,400
3/10/20	New Issuance-Robert Herskowitz 2011 Irrv TR							30,000	30			2,070					2,100
3/1/20	New Issuance-Alpha Capital Anstalt									5,167,593	5,168	95,600					100,769
3/12/20	New Issuance-Alpha Capital Anstalt									3,504,205	3,504	64,828					68,332
3/13/20	New Issuance-Alpha Capital Anstalt									3,903,387	3,903	72,213					76,116
3/13/20	New Issuance-Robert Herskowitz							(120,000)	(120)	1,680,000	1,680	(1,560)					-
3/16/20	New Issuance-Alpha Capital Anstalt									3,852,572	3,853	71,273					75,125
3/16/20	New Issuance-Robert Herskowitz 2011 Irrv TR							(30,000)	(30)	420,000	420	(390)					-
3/18/20	New Issuance-Alpha Capital Anstalt									4,074,376	4,074	75,376					79,450
3/19/20	New Issuance-Robert Herskowitz							(175,000)	(175)	2,450,000	2,450	(2,275)					-
3/19/20	New Issuance-Mark Herskowitz									600,000	600	11,400					12,000
3/20/20	New Issuance-Alpha Capital Anstalt									5,060,718	5,061	93,623					98,684
3/24/20	New Issuance-Alpha Capital Anstalt									5,066,462	5,066	93,730					98,796
3/31/20	New Issuance-Alpha Capital Anstalt									4,014,359	4,014	74,266					78,280
	Rounding adjustment																1
	Net loss																(788,462)
BALANCE, MARCH 31, 2020		2,000	2	9,453	8	210	-	897,540	897	199,792,633	199,583	50,723,253	1,411	(82,250)	(321,344)	(50,496,386)	23,174
4/1/20	New Issuance-LICGO Partners			(1,050)	(1)					5,250,000	5,250	362,250					367,500
4/2/20	New Issuance-Alpha Capital Anstalt									4,231,624	4,232	291,882					296,214
4/3/20	New Issuance-Robert Herskowitz									631,178	631	37,240					37,871
4/3/20	New Issuance-Chase Finance Inc Profit Sharing									1,767,298	1,767	104,271					106,038
4/3/20	New Issuance-Robert Herskowitz 2011 Irrv TR									879,477	879	51,889					52,769
4/7/20	New Issuance-Navesink			(375)	-					1,875,000	1,875	373,125					375,000
4/7/20	New Issuance-Alpha Capital Anstalt									2,480,103	2,480	493,540					496,021
4/7/20	New Issuance-Alpha Capital Anstalt									1,835,259	1,835	365,217					367,052
4/7/20	New Issuance-Gerald Hickson			(300)	-					1,500,000	1,500	298,500					300,000
4/8/20	New Issuance-Alpha Capital Anstalt									4,550,803	4,551	678,070					682,620
4/8/20	New Issuance-Alpha Capital Anstalt									4,828,006	4,828	719,373					724,201
4/13/20	New Issuance-Alpha Capital Anstalt									4,553,436	4,553	815,005					819,618
4/17/20	New Issuance-LICGO Partners			(1,100)	(1)					5,500,000	5,500	1,149,500					1,155,000
4/17/20	New Issuance-Chase Financing Inc									1,318,340	1,318	275,533					276,851
4/17/20	New Issuance-Chase Financing Inc Profit Sh.									4,830,548	4,831	1,009,985					1,014,415
4/20/20	New Issuance-Alpha Capital Anstalt									4,841,966	4,842	856,712					871,554
4/22/20	New Issuance-Alpha Capital Anstalt									3,756,851	3,757	1,348,710					1,352,466
4/22/20	New Issuance-Alpha Capital Anstalt									1,008,757	1,010	362,903					363,513
4/22/20	New Issuance-LICGO Partners			210	-					-	-	-					-
4/22/20	New Issuance-LICGO Partners									240,000	240	86,160					86,400
4/22/20	New Issuance-Paradigm Capital					10	-			-	-	-					-
4/22/20	New Issuance-Sovereign Partners LLC			70	-					-	-	-					-
4/23/20	New Issuance-Alpha Capital Anstalt									4,873,000	4,873	1,359,567					1,364,440
5/8/20	New Issuance-Alpha Capital Anstalt									4,567,644	4,568	771,932					776,499
5/8/20	New Issuance-Kenneth J Schaefer							(150,000)	(150)	2,100,000	2,100	355,050					357,000
5/13/20	New Issuance-Alpha Capital Anstalt									4,523,162	4,523	945,341					949,884
5/18/20	New Issuance-Chase Financing Inc									2,837,500	2,838	394,413					397,250
5/18/20	New Issuance-Chase Financing Inc Profit Sh.									3,750,561	3,751	521,328					525,079
5/18/20	New Issuance-Sovereign Partners LLC					(40)	-			1,225,000	1,225	170,275					171,500
5/18/20	New Issuance-Sovereign Partners LLC			(245)	-					4,800,000	4,800	697,200					672,000
5/19/20	New Issuance-Mark Herskowitz									600,000	600	83,400					84,000
5/21/20	New Issuance-Alpha Capital Anstalt									4,532,376	4,532	856,619					861,151
5/22/20	New Issuance-Edward Feighan			(136)	-					2,040,000	2,040	426,360					428,400
5/28/20	New Issuance-Alpha Capital Anstalt									4,818,234	4,818	766,099					770,917
6/10/20	New Issuance-Alpha Capital Anstalt									4,283,652	4,284	552,591					556,875
	Rounding											2					1
	Net loss																(17,215,031)
BALANCE, JUNE 30, 2020		1,864	2	6,663	6	180	-	747,540	747	300,623,608	300,414	68,282,653	1,411	(82,250)	(321,344)	(67,713,417)	468,222

Decision Diagnostics Corp.			
Consolidated Statements of Cash Flows			
(Unaudited)			
		Six Months Ended	
		June 30,	
		2020	2019
Cash flows from operating activities			
Net loss	\$	(17,983,493)	\$ (678,092)
Adjustments to reconcile net loss to			
net cash (used) by operating activities:			
Amortization of prepaid legal fees		-	101,239
Shares and options issued for services		-	25,000
Shares issued for financing fees		16,434,065	313,254
Bad debt		450,000	175,000
Loss on write-down of obsolete inventory		304,276	162,362
Gain on inventory settlement		(100,000)	-
Gain on intellectual property settlement		-	(1,340,000)
Changes in operating assets and liabilities			
Accounts receivable		(350,039)	(175,429)
Inventory		(308,771)	(66,267)
Prepaid and other assets		1,750	1,750
Accounts payable and accrued liabilities		493,007	-
Accrued interest		180,159	476,182
Net cash (used) by operating activities		<u>(879,046)</u>	<u>(1,005,001)</u>
Cash flows from investing activities			
Intellectual property		(60,315)	(65,575)
Net cash (used) by investing activities		<u>(60,315)</u>	<u>(65,575)</u>
Cash flows from financing activities			
Proceeds from notes payable		1,500,030	500,010
Payments on notes payable		(24,926)	-
Subscriptions payable		-	300,000
Net cash provided by financing activities		<u>1,475,104</u>	<u>800,010</u>
Net decrease in cash		535,743	(270,566)
Cash - beginning		114,334	358,757
Cash - ending	\$	<u>650,077</u>	<u>\$ 88,191</u>
Supplemental disclosures:			
Interest paid	\$	-	\$ -
Income taxes paid	\$	1,086	\$ -
Non-cash transactions:			
Shares and options issued for services	\$	-	\$ 25,000
Shares issued for financing activities	\$	16,434,065	\$ 313,254
Shares issued for debt and derivative liabilities	\$	1,930,065	\$ 1,454,133

The accompanying Notes are an integral part of these financial statements.

NOTE 1 – Basis of presentation and accounting policies

Basis of Presentation

The condensed consolidated interim financial statements included herein, presented in accordance with United States generally accepted accounting principles and stated in US dollars, have been prepared by us, without audit, pursuant to the rules and regulations of the Securities and Exchange Commission. Certain information and footnote disclosures normally included in financial statements prepared in accordance with generally accepted accounting principles have been condensed or omitted pursuant to such rules and regulations, although we believe that the disclosures are adequate to make the information presented not misleading.

These statements reflect all adjustments, consisting of normal recurring adjustments, which, in the opinion of management, are necessary for fair presentation of the information contained therein. It is suggested that these consolidated interim financial statements be read in conjunction with our consolidated financial statements for the period ended December 31, 2019 and notes thereto included in our annual filing. We follow the same accounting policies in the preparation of consolidated interim reports.

Results of operations for the interim periods are not indicative of annual results.

Recent Accounting Pronouncements

Management has analyzed all pronouncements issued during the three and six months ended June 30, 2020 by the FASB or other authoritative accounting standards groups with future effective dates, and have determined that they are not applicable or are not expected to be significant to our financial statements.

Year-end

We have adopted December 31 as our fiscal year end.

NOTE 2 – Going concern

The accompanying consolidated financial statements have been prepared assuming that we will continue as a going concern. Our ability to continue as a going concern is dependent upon attaining profitable operations based on the development of distribution platforms and channels through which our products that can be sold. We intend to use borrowings and security sales to mitigate the effects of our cash position, however, no assurance can be given that debt or equity financing, if required, will be available. The condensed consolidated financial statements do not include any adjustments relating to the recoverability and classification of recorded assets and classification of liabilities that might be necessary should we be unable to continue in existence.

NOTE 3 – Fair value

Our financial instruments consist principally of notes payable and lines of credit. Notes payable and lines of credit are financial liabilities with carrying values that approximate fair value. Management determines the fair value of notes payable and lines of credit based on the effective yields of similar obligations and believe all of the financial instruments' recorded values approximate fair market value because of their nature and respective durations.

We comply with the provisions of ASC 820, "Fair Value Measurements and Disclosures" ("ASC 820"). ASC 820 defines fair value, establishes a framework for measuring fair value and expands disclosures about fair value measurements required under other accounting pronouncements. ASC 820-10-35, "Fair Value Measurements and Disclosures - Subsequent Measurement" ("ASC 820-10-35"), clarifies that fair value is an exit price, representing the amount that would be received from the sale of an asset or paid to transfer a liability in an orderly transaction between market participants. ASC 820-10-35 also requires that a fair value measurement reflect the assumptions market participants would use in pricing an asset or liability based on the best information available. Assumptions include the risks inherent in a particular valuation technique (such as a pricing model) and/or the risks inherent in the inputs to the model. The Company also follows ASC 825 "Interim Disclosures about Fair Value of Financial Instruments", to expand required disclosures.

ASC 820-10-35 establishes a fair value hierarchy that prioritizes the inputs to valuation techniques used to measure fair value. The hierarchy gives the highest priority to unadjusted quoted prices in active markets for identical assets or liabilities (level 1 measurement) and the lowest priority to unobservable inputs (level 3 measurements). The three levels of the fair value hierarchy under ASC 820-10-35 are described below:

Level 1. Valuations based on quoted prices in active markets for identical assets or liabilities that an entity has the ability to access.

Level 2. Valuations based on quoted prices for similar assets or liabilities, quoted prices for identical assets or liabilities in markets that are not active, or other inputs that are observable or can be corroborated by observable data for substantially the full term of the assets or liabilities.

Level 3. Valuations based on inputs that are supported by little or no market activity and that are significant to the fair value of the assets or liabilities.

We utilize the best available information in measuring fair value. The following table summarizes, by level within the fair value hierarchy, the financial assets and liabilities recorded at fair value on a recurring basis as of June 30, 2020:

	2020 Fair Value Measurements			
	Level 1	Level 2	Level 3	Total Fair Value
Assets				
Intellectual property	\$ -	\$ -	\$ 3,234,690	\$ 3,234,690
Liabilities	-	-	-	-
Notes payable	-	(2,893,346)	-	(2,893,346)
Total	<u>\$ -</u>	<u>\$ (2,893,346)</u>	<u>\$ 3,234,690</u>	<u>\$ 341,344</u>

NOTE 4 – Equipment – Specialty Manufacturing Instruments

On June 1, 2015, we entered into a wide-ranging manufacturing and product development agreement with a large venture funded Korean concern. On July 8, 2015, we enhanced its role in this agreement through the purchase of, and investment in, computer controlled, specialty manufacturing equipment for our GenUltimate! products that is now located in the Korean facility of the Company's R&D and contract manufacturing partner. In the summer of 2016 we augmented this equipment by adding additional equipment capable of manufacturing our GenChoice!, GenAccord! and GenCambre! products that make use of different molds and chemical processes.

During the quarter ended March 31, 2017, we acquired \$64,890 in fixed assets pursuant to the manufacturing and product development agreement dated June 1, 2015. We expensed an additional \$380,000 for the development of our GenChoice! product which will make use of the Specialty Manufacturing equipment located in Korea. This same equipment will be used to manufacture and release test our PetSure products. We continue to incur great expense due to development of our GenChoice! and GenUltimate Precis!, GenUltimate! TBG and GenViro! products during the three months ending June 30, 2020.

NOTE 5 – Patents

During the three months ended June 30, 2020 and 2019, we capitalized attorney fees related to the continued development and perfection of our patents. We did not amortize any intellectual property or patents during the quarters ended June 30, 2020 and 2019. We did, however, prosecute our patents in a lawsuit in the Federal Court district of Nevada, against Johnson and Johnson and two of their divisions. In October 2018 Johnson and Johnson sold their divisions to Platinum Equity. It appears that Platinum did not buy the patent portfolio associated with the diabetes products from Johnson & Johnson when they bought the business operations. Our lawsuit against Johnson & Johnson was ended by the court of Appeals for the Federal Circuit in late 2019. At this point all IP related litigation between the parties ended.

NOTE 6 – Acquisition of Certain Properties

In March 2014, we agreed to acquire certain properties from Shasta Technologies LLC. The agreement covering this acquisition became the subject of two litigations, one litigation related to the remaining proceeds of an IP defense insurance policy, subsequently settled, the other litigation concerning damages the company is trying to collect from Shasta Technologies LLC owing to Shasta's subsequent undisclosed issues with the U.S. FDA. The damages sought by the company, and other damages, became a part of allegations made in a suit filed in Pennsylvania where we will also litigate damages incurred as a result of a 2015 collusion between Shasta and our former contract manufacturer Conductive Technologies, Inc., who conspired with Johnson and Johnson during the settlement of the first patent litigations. On December 31, 2018 the court in Pennsylvania ordered judgement against Shasta in the amount of \$3,600,000.

The original purchase price for this "Shasta" property was expected to be \$2,000,000 (cash). Earlier in 2019 the company filed a Writ of Execution, owing to the \$3,600,000 judgement that migrated from Pennsylvania. The Writ became final in April 2019, and was used, among other things, as offset against Shasta in the California litigation. Our business with Shasta is now completed.

We did register our FDA cleared product under our FDA Establishment registration (with the US FDA) in 2014, 2015, 2016, 2017, 2018, 2019 and 2020. In September 2016 we became fully compliant with the then newly implemented FDA UDI product identification initiative.

NOTE 7 – Accounts receivable and bad debt

During the six months ended June 30, 2020, we estimated that we would have approximately \$450,000 in bad debt due to the COVID-19 pandemic which has led to the closing of businesses, in particular our then largest distributor, and several others who offer their own product fulfillment services. Accordingly, we have recorded bad debt expense of \$450,000 for the six months ended June 30, 2020.

NOTE 8 – Notes payable

During the course of a year-end review of our debt with our noteholders, we mutually identified Original Issue Discounts (“OID’s”) associated with the notes totaling \$537,516. We have recorded these OID’s by increasing notes payable and interest expense as of the six months ended June 30, 2020.

During the six months ended June 30, 2020 the company closed additional financing in the form of Promissory Notes in the amount of \$1,500,000, with Alpha Capital Anstalt, the company’s primary financier. The Notes were funded and recorded on our books during the six months ended June 30, 2020.

We have recorded non-OID interest and financing expense in connection with our notes payable totaling \$339,889 and \$476,182, for the six months ended June 30, 2020 and 2019, respectively.

NOTE 9 – Stockholder’s equity

Preferred “B”

During the quarter ended June 30, 2020, a holder of preferred series “B” shares converted 136 shares into 2,040,000 shares of \$0.001 par value common stock.

Preferred “C”

During the quarter ended June 30, 2020, we issued 280 preferred series “C” shares to various shareholders for financing costs. The fair market value of the shares and financing costs is \$nil on the date of issuance.

During the quarter ended June 30, 2020, certain holders of preferred series “C” shares converted 2,020 shares into 13,675,000 shares of \$0.001 par value common stock for financing costs totaling \$2,884,620, the fair market value of the shares on the date of issuance.

Preferred “D”

During the quarter ended June 30, 2020, we issued 10 preferred series “D” shares to various shareholders for financing costs. The fair market value of the shares and financing costs is \$nil on the date of issuance.

During the quarter ended June 30, 2020, certain holders of preferred series “D” shares converted 40 shares into 1,225,000 shares of \$0.001 par value common stock for financing costs totaling \$171,500, the fair market value of the shares on the date of issuance.

Preferred “E”

During the quarter ended March 31, 2020, we issued 150,000 preferred series “E” shares to various consultants for services rendered. The fair market value of the shares and services is \$4,500 on the date of issuance.

During the quarter ended March 31, 2020, certain holders of preferred series “E” shares converted 325,000 shares into 4,550,000 shares of \$0.001 par value common stock.

During the quarter ended June 30, 2020, certain holders of preferred series “E” shares converted 150,000 shares into 2,100,000 shares of \$0.001 par value common stock for financing costs totaling \$357,000, the fair market value of the shares on the date of issuance.

Common

During the quarter ended March 31, 2020, we issued 34,643,672 shares of \$0.001 par value common stock for conversion of debt and accrued interest totaling \$675,552.

During the quarter ended March 31, 2020, we issued 1,200,000 shares of \$0.001 par value common stock for financing costs totaling \$24,000. Financing costs were calculated as the fair market value of the common shares on the date of issuance.

During the quarter ended March 31, 2020, we issued 4,550,000 shares of \$0.001 par value common stock in exchange for 325,000 shares of preferred series “E” stock.

During the quarter ended June 30, 2020, we issued 59,685,873 shares of \$0.001 par value common stock for conversion of debt and accrued interest totaling \$1,254,514 and financing costs totaling \$10,089,131. Financing costs were calculated as the excess of fair market value of the common stock over the conversion strike price on the date of issuance.

During the quarter ended June 30, 2020, we issued 16,854,902 shares of \$0.001 par value common stock for financing costs totaling \$2,490,033. Financing costs were calculated as the fair market value of the common shares on the date of issuance.

During the quarter ended June 30, 2020, a holder of preferred series “B” shares converted 136 shares into 2,040,000 shares of \$0.001 par value common stock.

During the quarter ended June 30, 2020, certain holders of preferred series “C” shares converted 2,020 shares into 13,675,000 shares of \$0.001 par value common stock for financing costs totaling \$2,884,620, the fair market value of the shares on the date of issuance.

During the quarter ended June 30, 2020, certain holders of preferred series “D” shares converted 40 shares into 1,225,000 shares of \$0.001 par value common stock for financing costs totaling \$171,500, the fair market value of the shares on the date of issuance.

During the quarter ended June 30, 2020, certain holders of preferred series “E” shares converted 150,000 shares into 2,100,000 shares of \$0.001 par value common stock for financing costs totaling \$357,000, the fair market value of the shares on the date of issuance.

NOTE 10 – Stock options

2017 Stock Option Plan

During the quarter ended March 31, 2017, we adopted the “2017” Executive and Key Man/Woman Stock Option Plan and granted incentive and non-qualified stock options with rights to purchase 20,000,000 shares of \$0.001 par value common stock at the variable strike prices per share based on share fair market value on the date of grant. As of June 30, 2020, all options allowed under the plan have been granted and are exercisable at the election of the holder.

The following is a summary of activity of outstanding stock options under all Stock Option Plans:

	Number of Shares	Weighted Average Exercise Price
	<u> </u>	<u> </u>
Balance, January 1, 2020	26,350,000	\$ 0.05911
Options granted	-	-
Options cancelled	-	-
Options exercised	-	-
Balance, June 30, 2020	<u>26,350,000</u>	<u>\$ 0.05911</u>

NOTE 11 – Commitments and Contingencies

Contingencies and Litigation

We transact commerce in several medical products market channels. We also transact commerce by licensing our proprietary medical software that functions by moving confidential medical data through our proprietary medical information technology devices and networks. Our GenStrip 50 and GenUltimate! products required initial regulatory approval by the US FDA as well as on-going US FDA oversight and inspection during the product life cycle. We also import product from Korea manufactured by our Korean contract manufacturer. This product is also subject to FDA inspection. We are also subject to new FDA regulation and post market overview. In 2016, we had to meet new FDA Guidelines for product identification, tracking and standardization. Our new GenChoice! and GenUltimate! TBG, our GenViro! and the later upcoming GenAccord! and GenCambre! products will follow similar pathways pathway with the U.S. FDA. The FDA calls its new product identification program, the UDI initiative, and the new packaging required, and met by us, approximates a similar standard implemented in the European Union in 2013, and then adopted in other countries, Korea for example. We are now filing for approvals in the EU and the Russian Federation after having received certain approvals in Central and South America.

Further, our products required medical patient trials and several compete directly with a major platform manufacturer. Healthcare, especially those segments where the company competes, is a very litigious. Competing companies often use litigation as a marketing (market depriving) tool, bringing litigation as a means to protect market share and limit market exposure even though market limitation through litigation is illegal. We have in the past (and currently) defended cases brought by Plaintiffs asserting these types of claims.

The medical industry is also intertwined. From time to time, we have become involved in claims and litigation that arise out of the normal course of business, such as litigation that emerges from disputes over damaged, missing or contaminated product, payment disputes both as a seller and a buyer, and litigation that arises over claims of fair value. We have also had to defend trade dress claims filed solely because of the cost to defend these claims, real or not. For instance, we have been sued in several jurisdictions over a single business transaction. Often these cases involve substantial over-prosecution where we and our have been held accountable by Plaintiffs for a myriad of things including words written or posted in public forums by anonymous persons.

We may also become involved in disputes that arise over the business or business practices of our suppliers, payers and customers, people or entities that we may not be familiar with. We maintain substantial insurance coverage against suits that may arise over issues of damaged, recalled or counterfeit product and other product liability issues. We have also been a victim of the unapproved acts of prior management. These acts have resulted in claims from individuals and entities since the Board relieved former management of duty in 2006. Nonetheless, these claims have resulted in the use of management time and company resources to investigate, litigate, or settle. In addition, we accrue contingent legal fees and product liability fees. As of June 30, 2020, our contingent legal fees accrual was \$240,000 and our general contingencies accrual was \$245,069. Contingencies total \$485,069 and are reflected herein.

From time to time, we may also be subject to demands from individuals or entities. These demands and disputes may consume management time and company resources. Other than as noted below, if there is such a disclosure, there are no pending matters at the current time that in management's judgment may be considered material or potentially material.

Leases

We currently maintain an executive office at 2660 Townsgate Road, Suite 300, Westlake Village, CA 91361. The space consists of approximately 2,300 square feet. The monthly rental for the space is \$3,000 per month on a month-to-month basis. We also maintain space in a public warehouse in Miami, FL, for our import, export and storage and pick and pack needs. Also, we are granted space indirectly in Seoul, South Korea for the completion of necessary clinical testing.

Rent expense totaled \$9,000 and \$6,510 for the quarters ended June 30, 2020 and 2019, respectively.

NOTE 12 – Subsequent events

In accordance with ASC 855, management evaluated all of our activities through the issue date of the financial statements and concluded that except as described below, no other subsequent events have occurred that would require recognition or disclosure in the financial statements. We do however discuss all subsequent events in our Managements' Discussion and Analysis documents and filings.

Error Repair

The company will endeavor to repair any and all errors that new sets of eyes find in this document after its posting, whether these errors are in spelling, grammatical, punctuational or numeric. We are not perfect and we remind the readers of this document that they are not perfect either.



DECISION DIAGNOSTICS CORP.

**QUARTERLY REPORT FOR OTC PINK
MANAGEMENT'S DISCUSSION & ANALYSIS**

Report for the Quarter Ended

March 31, 2020

Trading Symbol: DECN

CUSIP Number: 243443 108

MANAGEMENT'S DISCUSSION AND ANALYSIS OF FINANCIAL CONDITION AND RESULTS OF OPERATIONS.

Overview

Decision Diagnostics Corp. is a necessary services worldwide prescription and non-prescription diagnostics and home testing products distributor and the manufacturer of GenUltimate! glucose test strips, a Class II medical device for at-home use for the measurement of glucose, the PetSure! glucose test strip for the glucose testing of dogs and cats, a test strip designed to work with the Zoetis AlphaTrak and AlphaTrak II glucometers, a legacy meter, the GenUltimate! 4Pets Glucose system a proprietary glucose measuring system inclusive of the company's GenUltimate! 4Pets test strip and Avantage meter, for the testing of dogs, cats and horses. The company also has its GenUltimate! Sure and GenChoice! and GenUltimate! Precis test strips, products for off-shore sales, and our GenViro! Swift kits for Covid 19 testing now in front of the U.S. FDA for emergency (EUA) approval. In addition, the company has begun entered into a Definitive Agreement with a distributor for the sale of our GenUltimate! brand products and our GenViro Swift kits in Central and South Asian countries including India, Malaysia, Indonesia and Singapore. We are also finishing up discussions with a large Eastern European distributor for their distribution in the Russian Federation of our products in the Russian Federation and aligned countries. This distributor has filed for approvals with Russian Federation regulators to represent our products in Eastern Europe and Russia. Our products will primarily be sold as an international private label market entry. Export Certificates for GenUltimate! Sure and GenUltimate! Precis have been allowed. With the exception of our GenUltimate and GenViro! Swift kits, we are concentrating sales of our brand in these international markets, to sell those products where there is no domestic or North American markets.

In mid-February 2020 we were first advised of the large outbreak of Coronavirus in Korea, and in particular in the city of Daegu, Korea. Daegu is the Korean city where since 2016 the company's manufacturing facility and patient trials hospital are located. At first it was difficult to receive information as to the severity of the virus and how it was affecting the company's facility in Daegu, Korea. And, of course we have our own domestic coronavirus issues on a large scale in the U.S. As a result of the virus, now a pandemic, we have learned for the first time the use of words "lock down" and lock up." Our contract manufacturer The Bio Co., Ltd. ("The Bio") was eventually described to us as locked down and locked up and was unable to manufacture or ship to us our diabetic testing products from February 22 through March 27, 2020. We have subsequently recovered from these problems. It was explained in our 1Q 2020 Quarterly Report that even though The Bio had reopened for business in early March 2020, some of their suppliers, both locally, and in other parts of Korea, and outside of Korea, were still locked down. Our legacy product sales for 1Q 2020 as reported appeared to be strong, but had resulted from our shipping product from existing inventory. However, our performance in 2Q 2020 did reflect the impact of the Covid-19 lock-downs both in the USA and Korea and sales were affected, not only by the inability to receive fresh inventory product from our Korean partner, but also from the economic impact in the U.S. where several of our distributors had major cash flow issues of their own and either curtailed ordering or were put on "cash in advance" terms, all of which affected our 2Q 2020 sales.

As this Coronavirus spread, and with time on their hands during the lock down, we asked The Bio several days after their mid-February 2020 lock down, to look into whether some of our diabetic detection and management technologies could be put to use to perhaps develop a coronavirus diagnostic test.

We had decided that if such a test methodology were possible it was worthwhile from a humanitarian standpoint to use our limited resources at least to try to develop such a test. A few days later we received three cites from The Bio regarding technical papers written from 2006 through 2015 where the researchers and scientists discussed in those white papers the ability to use a method called impedance to identify and classify certain (now familiar) classes of virus. We also learned that although impedance was not a household name there were numerous applications both within and outside of healthcare where this concept was and is used. Regarding the references provided by our Korean partner, these papers described their impedance methodologies for the identification of various influenza and influenza like virus in detail and the papers also included sample data sets. From these papers we became convinced that we could adapt our GenUltimate TBG impedance technology to work as a stand-alone diagnostic to identify Covid-19, and do so reliably and with precision.

In all three papers it was described that researchers designed and built a bench level chemistry methodology and their version of an identification device, and then performed tests on live patients. In all cases the number of patients (subjects) tested was statistically significant. The importance of these publications indicated that a testing device and chemistry method, using impedance (better described as an energy pulse with traits somewhat similar to an electric current and a radio wave pulse), could be created in short order to measure the presence or absence of such a virus (of interest) such as influenza and H1N1 influenza, and of course SARS and through our own development methodology, Covid-19.

The company's GenUltimate TBG product makes use of impedance technology to measure the number of red blood cells in a patient blood sample, information relevant to a glucose measurement in that same patient. Mr. Berman, the company's CEO, became convinced that a similarly configured device could be built for the determination of Covid-19. During the development of the company's

GenViro! Swift kit, Mr. Berman became further convinced that the GenUltimate TBG impedance “module” should be moved into the GenViro! Swift product because GenViro! appeared to need the same red blood cell (hematocrit) correction required and present in the company’s GenUltimate! TBG product.

As quickly as it could the company engaged Matthew Musho, PhD (holder or collaborator in 33 patents published in parallel fields) to assist in the design of a testing method and device for the measurement of Covid-19.

<https://patents.justia.com/inventor/matthew-k-musho>

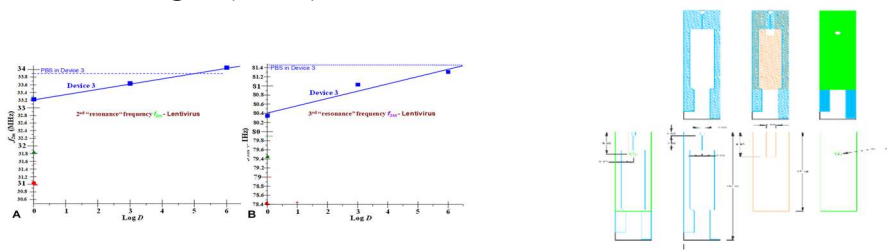
Dr. Musho a prolific inventor and a professional with a deserved reputation of making things work and in solving previously thought unsolvable problems, has spent a lengthy career in the area of bio-sensor design was a text-book definition of the skill level required by the company to design and bring to market a major advance in technology that defines the company’s GenViro! Swift kit product. In addition to Dr. Musho, the company has engaged his wife Leslie into our needs for a QA and QA policies expert who also has major product testing experience.

The company also engaged FDA practice counsel to prepare the company and its new product for submission for emergency use authorization (EUA) by the FDA. Counsel, already familiar with the company’s diabetic products and technologies, understood almost immediately what the company was trying to achieve and during the last week in February counsel contacted the FDA. This contact was made a day or two prior to the FDA’s eased guidance for EUA, published on February 27, 2020. A subsequent further easing of FDA past policy appeared in a March 16, 2020 guidance policy. Additional guidelines have been published by the FDA in May 2020 and July 2020. Several of these publications made the company’s product development and testing tasks easier, some made it more difficult.

The specifications guidelines set down by Mr. Berman, for creating this Covid-19 testing device and its important chemistry, were that the test must be measured on the company’s existing Precise or Avantage glucometer mold, along with changes to the electronics in the meter, and the differences in test strip size and configuration, to reflect the higher powered electrodes required for virus detection using small (fingertip) samples of whole blood. Later, and just recently the company also added testing using saliva to its kits. In addition, the resulting chemistry would necessarily run using a patients (small sample of) whole blood taken from a finger prick, or saliva taken from a capture tube, found in advanced testing to be 1-2 microliters of fluid (a small drop on a finger tip for blood, and a small amount in a saliva capture cylinder), to perform the test and provide a result in one minute or less (later redefined in two iterations to its current 10.5 seconds or less), with at least a 95% accuracy (the newest FDA guidelines). It should be noted that the company’s virus detection methodology for human saliva which makes use of all of the components in the original GenViro! chemistry (test strip) itself as well as the meter. Three alternative designs were provided and given to the company on March 2. Two of the designs were diagrammed by Mathew Musho, PhD (see below), the third design by a chemist and engineer from The Bio in Korea. The chosen of the three alternative product designs beared the trade name GenViro! Swift.

The company then set to work, along with Matthew Musho, PhD (“Musho”), to evaluate the designs, keeping in mind the desired specifications of the DECN CEO and product Program Director, which included availability of components without wait time, time to market (assuming FDA EUA), whether the chosen method was applicable to use in point of care and at-home environments, time of assay from commencement of test and until result, size of the blood and/or saliva samples, and finally cost to produce. Given the company’s experience in working with biosensors and with electrode technology, the design review process took less time than originally expected. The last of the development period was used to determine which of the two Musho diagrammed specifications was to be chosen. The design provided by The Bio was set aside because it could not be used for reporting purposes by the company’s existing company meter technology, and therefore would require additional meter or instrumentation development. At the end of this process, the company chose to produce the product shown in the illustrations below but shortly thereafter asked its Korean partner to begin work on a second variation, which the company wished to use in a commercial setting as a confirmation tool, see Product Design 2 below).

Product Design 1 (chosen)

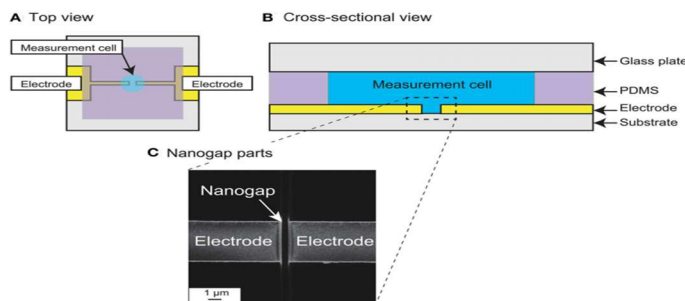


The design above makes use of a virus antigen approach favored by some of the competitive companies in the Covid-19 testing field, but, as it turns out, not a favorite method at the FDA which favors PCR, a 35+ year old standard. The major difference (magic) is that the approach used by the company in its GenViro! product allows for swift (10.5 seconds or less) results using a minimum of blood from a finger prick, or an equally small amount of saliva from a human subject. All work commenced on the product specification chosen by Mr. Berman with components such as the platinum electrodes, platinum carbon paste, industrial films (several types) to make the biosensor, and perhaps a new impedance chip for the meter. Prototypes of the test strip and the metering device were employed and test strips for investigational testing were delivered to the company on August 2, 2020. Additional test strips in somewhat larger quantity will be delivered on or about August 24. The company is in the process of finalizing a clinical testing agreement with a potential partner, an east coast based testing lab with their own previously authorized Covid-19 test. The parties are working toward a clinical start date of September 1, 2020.

For FDA EUA filing and the granting of a Pre-EUA by the FDA, the company first filed an application for its Professional use version of its GenViro! Covid-19 test kit on April 3. We received PEUA designation from the FDA on April 4. Conversations with FDA review staff began in earnest on April 14. This application was for the point of care testing of blood from human subjects. The company then filed a second EUA application with the FDA on May 1. This application was for our individual use GenViro! test kits. We received PEUA designation from the FDA on May 2. Further, the company plans to file a third EUA application for its GenViro! saliva based method, but this time will hold off on the application until the testing trials are complete and file the application along with the data.

On April 1, 2020 the company planned to begin development work on its second product design, but 3rd Covid-19 test kit, a confirmation test for Covid-19. This test, a hybrid but direct antibody/antigen (IGG) method, again making use of the company’s expertise in biosensors, was to be designed to be used on those the tested Positive Covid-19, and those that tested Negative but are suspected to be false Negatives. This product design is not yet in the advanced development cycle and the company may shelve this product because the FDA has recently clamped down on applications for direct antibody/antigen methods due to a perceived lack of accuracy.

Product Design 2 (confirmation)



The company has recently completed the packaging and package inserts for four versions of its GenViro! Product, GenViro! Point of Care, GenViro! At-Home use, GenViro! Saliva Point of Care, and GenViro! International in English, Spanish, French, German and Russian languages for Saliva. The company is in the process of having the UPC clearing house GS-1 assigning UPC identifiers to these four products, all of which will be produced for testing and registration purposes as “Investigational Use” products. An example is given below for illustrative purposes. The kit shown below will be used in the second of testing studies. The kit below will not be sold commercially. The company’s retail kits will include three test strips, three lancets (blood) or three saliva cylinders (saliva) an interface sleeve to cut down human fluid contamination at the meter, and the meter itself.



Late in 2Q 2020 the company filed two Provisional Patents with the U.S. Patent and Trademark Office for the protection of its impedance based technologies employed in its GenViro! Swift and GenUltimate TBG products.

Regarding additional product development, the company has completed advanced development work and third party testing of its GenUltimate! TBG test strip and TGB Precise meter. Substantial testing for this product has been completed in Korea and parallel testing has been done by the company's U.S. consultants. In 2019, and in association with the company's advanced development engineers, company CEO Keith Berman asked for a change to the engineering foundation of the GenUltimate! TBG system to work in an identical manner with the company's GenUltimate test strip and with the Lifescan Ultra test strips that the company's GenUltimate product has become an alternative methodology to. The TGB enhanced version of GenUltimate! is named GenUltimate! Premier and will go on sale commercially just as soon as the company's FDA registered contract manufacturer fully recovers from their experience with the Covid-19 virus that began in Korea in late January 2020 and reached critical proportions in February 2020, and now apparently has returned. At the moment our Korean partner is involved primarily with our GenViro! Swift kits. After the return of the virus passes in Korea we will turn our attention to begin manufacturing of this new version (Version 3) test strip is certain tooling needed to be added at the company's manufacturing facility. GenUltimate! Premier! owing to its near analyzer level precision (in a handheld device) will carry a substantially higher MSRP, Big Box, and wholesale pricing. The company will continue to sell its GenUltimate! product in existing markets.

GenUltimate!
& **GenUltimate!**
TBG



As off-shore products GenUltimate! Sure and GenUltimate! Precise are test strips that run on four existing Platinum/Lifescan legacy meters, and will only be sold in select international markets, primarily in the Russian Federation. There are no USA markets for either test strip. The International roll-out decisions were to choose those markets where the products will not encounter certain performance criteria issues created by the legacy metering platforms that the GenUltimate! Sure and GenUltimate! Precise test strips run on. The GenUltimate! Sure product in particular, although sharing many similarities with the company's GenUltimate! product, does not have the capability for future improvement or upgrade and as a result is viewed in the market and by DECN as a small niche product. Thus, most of the company's attention for International markets will be focused on GenUltimate! Precise. However, manufacturing of the GenUltimate! Sure product will allow the company to continue manufacturing the existing GenUltimate! test strip which uses the same manufacturing line. The GenUltimate! Precise product has more potential in that it is capable of having portions of the company's TBG technology added-on at a later date. Thus, the conclusion was that having two finished products is better than having no product at all, so the company will continue to perform compatibility testing with the family of legacy meters as we grow our relationship with the large Eastern European distributor.

Resources permitting, we intend to register the company's GenChoice! and GenUltimate! TBG products in the EU, because these products do meet ISO guidelines without further development. The GenUltimate! TBG meter, which will undergo 510K

prosecution for its metering system, is next up of our diabetes related products for FDA clearance. The test strip, a close relative of the company's GenUltimate! test strip which is already FDA cleared. The company has contracted with the same expert organization that wrote the 510K document and a credentialed IRB who completed the GenChoice! clinical trial data and who will follow the same clearance path for the GenUltimate! TBG system.

Our Current Business Foundation

Our subsidiaries, Pharma Tech Solutions, Inc., PDA Services, Inc. and PharmaTech Sensor Development Corp. operate in several healthcare products channels. In addition our subsidiary Decision IT Corp. engages in the acquisition and holding of Intellectual Property including Patents and Trademarks and specialty manufacturing equipment acquired for our Korean contract manufacturer of our GenUltimate! as well as our GenSure! and GenChoice! products. Our newest subsidiary Pharmatech Sensor Development Corp. manages our investment in specialty manufacturing machinery and testing laboratories, as well as an inventory credit line to finance inventory purchases of our GenUltimate! and PetSure! products. The company has endeavored to expand the credit line for the management of our GenChoice! and GenUltimate! TBG products. The company has discontinued its earlier GenStrip 50 product and ended the selling of the last of the inventory in November 2016. All of the GenStrip 50 test strips have subsequently reached expiration dates.

In March 2017 the company was approached by its Korean partner, The Bio Co., Ltd to design and fund a new product which the company calls GenUltimate! TBG. This product represents a major improvement in diabetic glucose monitoring. The GenUltimate! TBG system will be the first of its kind +/- 7% system. The latest ISO (2015) and FDA (2016) guidelines call for glucose monitoring systems to meet a +/- 15% standard, whereby the meter and strip must be within +/- 15% of a reference method in repeated testings 95% of the time. GenUltimate! and GenChoice! are +/- 15% test strips, with GenChoice! perhaps a little bit better, but in each case 97+% of the time in repeated samplings. GenUltimate! TBG is designed to meet the written standards of the ISO and FDA at +/- 7%, 97% of the time – effectively setting a new standard. The company has been funding the development of this system product since 2017, as well as a test strip only derivative version for use with a legacy meter sold overseas. In October 2018 the company implemented a strategic change to its development and manufacturing processes whereby we will standardize around two technology foundations, our GenUltimate! technology and our GenChoice! technology. Our PetSure! was the first marketable product to make use of the GenChoice! technology foundation, and is currently selling successfully in pet testing channels in the USA, Canada and the EU. GenUltimate! TBG will be the first enhancement of our GenUltimate! technology foundation. The company believes that these changes in our product development processes will lead to quicker to market products and streamlined and less costly manufacturing processes.



As of this writing, GenUltimate! Precis and GenChoice! products are not available for sale in the U.S. or Puerto Rico.

Historical Construct

Shasta Technologies LLC, the original specifications provider of GenStrip, had an extremely difficult relationship with the US FDA and was the subject of a detailed and damning FDA (Enforcement) Warning Letter on April 8, 2014, and when they refused to respond to this Warning Letter in an expected fashion, the FDA then broadcast a worldwide Safety Notice on April 29, 2014, the FDA version of the Death Penalty. This second letter effectively ended Shasta's ability to be a product design specifier and manufacturer, due to a total lack of regulatory adherence in the highly regulated medical device industry. It is confusing to consider what Shasta could have possibly been thinking. The company's acquisition of Genstrip (now GenUltimate!) was fortuitous in its timing given the finality and outcome of Shasta Technologies' fatal troubles with the FDA. Shasta contested our acquisition and took other legal steps against their FDA lawyer and in retaliation against the company. During the efficacy of these litigations we had success in the courts. In December 2018 we received a grant of a judgment against Shasta for \$3.6 million. We perfected this judgment in California, Pennsylvania, Oregon (Shasta's domicile) and Minnesota. As we began levy against Shasta we accepted their offer of Settlement. As a result of this Settlement we were able to value our acquisition of GenStrip under our 2014 Agreement. A substantial gain occurred and is fully described in our financial report.

The worldwide market for at-home blood glucose testing is an estimated \$17.6 billion as of 2018, inclusive of the 2013 and 2016 changes to the Federal Medicare programs which gutted almost one-third of the U.S. market. The current GenUltimate! competes directly with one of the largest worldwide platform manufacturers the venerable Platinum (formerly Johnson & Johnson) Lifescan Inc. Ultra legacy product. J&J, which had owned Lifescan for more than 25 years, sold its Lifescan division and its venerable products to Platinum, a private equity firm. GenUltimate! (and the earlier GenStrip 50) were developed for use with the Lifescan OneTouch Ultra legacy system for at-home blood glucose testing, a system currently used daily by over 3 million diabetes afflicted Americans and 5.8 million diabetics world-wide. GenUltimate! competes in the overall at-home testing market by offering an economical solution to former users of the legacy platform provider's product. The company's GenUltimate! product is a much improved version. Our business model is unique to this market channel as our major business focus is directed toward diabetics who have attempted a change of their glucose monitoring platforms (systems) or those currently using the Lifescan legacy products but are dealing with escalating prices and lower (if any) insurance reimbursements. At the time of the introduction of GenStrip in March 2013, Lifescan controlled just under 40% of this market and 100% of its own Lifescan, Inc. OneTouch Ultra market. Their overall market share has since dropped below 30%. In October 2018 Lifescan, Inc. was sold to a large California based private equity firm in an asset sale arrangement. This event gave impetus to the changes we have made to our GenUltimate! TBG system, the first and only evolutionary enhancement to be offered to the Lifescan Ultra family of products still in use by over 4 million diabetics worldwide (see Litigation section).

We began our transition into these medical products channels on November 1, 2011 when we completed the acquisition of Diagnostic Newco LLC from its owner Kimberly Binder. Diagnostic Newco LLC was a design company that specialized in product packaging design, medical products advertising design and graphic art. Ms. Binder subsequently joined the staff of the company's Pharma Tech Solutions, Inc. subsidiary specifically for these purposes, and has worked closely with the contract manufacturers for GenUltimate!, making subtle changes to packaging design and more recently integrating the new FDA UDI product identification data system, among other responsibilities. She is also responsible for the package design for new diagnostic products the company is currently working on, including the GenSure! and the upcoming GenChoice! and GenUltimate! TBG products. Ms. Binder is also owner of Genstrip Direct LLC and Full Circle Diabetes LLC, her own distribution companies, which she operates separately from her (Decision Diagnostics Corp. and Pharma Tech Solutions, Inc.) company related responsibilities.

The original Shasta product was acquired by our Pharma Tech subsidiary on March 20, 2014, and fits into a diagnostic product niche, fitting nicely into the world-wide self-test (home test) market that has been growing at a 15% annual rate. Since our GenUltimate! is a rather unique product offering, employing a brand name razor blade only model (diagnostic test strip) into a razor (diagnostic meter) -- razor blade (diagnostic test strip) market, the Genstrip 510(k) application made for unusual challenges for the FDA and an educational challenge and opportunity for the company. In fact, the company only concluded its dealings with the FDA in March 2016, but has had subsequent issues pre and post market review staff, an on-going process that was begun on a very sour note by Shasta in October 2009 and ended even more sourly in early 2014. The company believes that upcoming product offerings such as the GenChoice! and GenUltimate! TBG products, which will also be regulated by the FDA but we hope will go through the rigorous comment process, particularly since receipt of a directed landmark ruling by the U.S. FDA, covering our third party developed diagnostics (developed, in development and to be developed). The FDA, however, is accountable to no third party and while we did win major victories and we did deal with certain biases and retaliation during the GenStrip 510K prosecution, we have seen this same type of treatment for our GenChoice! product. However, we remain ever vigilant and continue to retain litigation counsel.

Until our receipt of the March 2016 ruling from the FDA, two years (and growing) was a standard development to market timeline for in-vitro diagnostic products similar to Genstrip / GenUltimate! In fact the long review periods and stifling performance standards established have contributed to a large decline in new products offerings in the USA and the industry since 2014.

In 2019 we again improved GenUltimate!. GenUltimate! has become the only version of the original Genstrip line that will be packaged to conform with the FDA UDI standards, and was released as UDI compliant as of September 24, 2016. Manufacturing of Genstrip 50 ended and on-going sales continued under the GenUltimate! brand, and includes the FDA UDI packaging.

On the business side, in June 2010 the company was approached by the largest retailer in the world for the distribution and sale of the Genstrip product, then about to enter the 510k regulatory review process, at over 5,000 retail stores worldwide. A contract with this retailer was negotiated in September 2010 and subsequently renegotiated and renewed in April 2011 and then for a third time Beginning in November 2016, and as soon as the retail contract was agreed to and as a means to conduct market research, the company began seeking pre-conditioned letters of intent (pre-orders) for Genstrip, while continuing the prosecution of the 510(k) application on behalf of Shasta Technologies before the FDA.

Lifescan Inc., until October 2018, then the diabetes testing division of Johnson & Johnson, sued the company in three separate suits, all in Federal court, beginning in September 2011. These suits proved costly in that their intended purpose was to keep the Genstrip product off of retail market shelves. Until these suits were settled in May 2016, the company's marketing abilities were severely limited. In fact, even as of this writing, the company faces market obstacles brought about by the original litigation with Lifescan, Inc. However,

it should be noted that Johnson & Johnson announced in January 2018 that their entire diabetic business (three divisions, multiple products) had been put up for sale, and offers for some or all of their businesses had been received. The sale closed in October 2018 with the completion of an asset sale to a large California based private equity firm, Platinum Private Equity.

The settlements we did achieve with J&J provided a hard-fought victory for the company, particularly since in 2015 Shasta had admitted to patent infringements of all three J&J diabetic medical device patents that were being adjudicated. We settled these lawsuits in a novel manner, where Johnson & Johnson paid the company a settlement amount in cash, in those lawsuits where the company was a defendant, a rarity in matters where the Plaintiff (J&J) had initiated the strike suit in the first place. J&J, as a part of the settlement, also granted the company licenses to three J&J patents (including one patent that J&J subsequently lost as a result of 3rd party prosecution by the company, through final action by the US Supreme Court), the larger value gained from this 5-year legal battle. In March 2016, prior to its settlement, the company's Pharma Tech Solutions, Inc. and Decision IT Corp. subsidiaries brought suit against Johnson & Johnson and Lifescan, Inc. in Nevada Federal court for patent infringement, the company alleging that Lifescan, Inc.'s OneTouch Ultra product was and had been infringing both of the company's patents. In March 2017, after a protracted battle with J&J where they tried to invalidate the company's lawsuit, the court in a major ruling agreed that the company will be allowed to move forward (a major victory so early in the suit) and will also be allowed to allege the Doctrine of Equivalents, a legal doctrine that would preclude J&J from twisting words through its pleadings and expert reports to escape justice. In April 2016 the company amended its original suit to include allegations under the Doctrine of Equivalents.

Further, in January 2016 the US Supreme Court ruled that the Doctrine of Laches, a defense used by many Defendants in patent infringement suits could no longer be used. This ruling further deprived J&J of one of its most important defenses against the company's current patent infringement claims. All of this action did not dissuade the Nevada District Court trial judge from granting J&J a Motion for Summary Judgment in October 2018. As a result of this ruling, the company filed an appeal to the U.S. Court of Appeals for the Federal Circuit ("Federal Circuit court") in Washington, DC (the patent court). The company's appeal was ruled against by the Federal Circuit court in 4Q 2019. The company, with many other irons in the fire, decided not to avail ourselves of further appeal, thus ending this litigation.

The Current Business

In the next 120 days the company expects to enter the Covid-19 test kit market with unique, cost effective, accurate and wholly proprietary products for the testing of Covid-19. Almost all available resources are being directed to the Covid-19 products (see Business Introduction). It is unknown how big this market will eventually grow to encompass, but given the severity of the Covid-19 pandemic, the fact that the company is developing screening tests, we expect to make a big market entry as we finish our product, manufacture it, and achieve FDA initial and then complete clearance.

The current foundation business is focused on the diabetes testing market, a market dominated by four large pharmaceutical manufacturers who provide very similar and equally focused products, selling at essentially equal prices. Our Genstrip's original introduction, even with the fits and starts, employed a business model different than those models employed by the major market players. Recent successes in the on-line marketplace has allowed the company to alter the market dynamics, lowering average price (which has occurred) or allowing for increased testing by diabetics for a lesser price, thereby affecting all market segments. The company's major current market focus is to pharmacy chains, grocery chains with in-store pharmacies, large all-purpose retailers with in-store pharmacies, and group buying and chain pharmacy organizations, and for its pet testing products, on-line sales and chain pet supply stores and retail pet outlets. Although this has been part of the company's plans in the recent past, the difficult litigation with Johnson & Johnson as well as the advent of the July 2013 and July 2016 changes to Medicare reimbursement (and followed by private insurers) and the October 2016 reimbursement engineering, pharmacy business models are now blurred. Thus the company successfully added on-line sales to its business model.

The company has also implemented a successful "direct to diabetic" business model and has (independently or along with our distributors) executed on-line agreements with several of the largest retail chains, diabetic supply co-operatives, group purchasing organizations, as well as on-line mass merchandisers such as Amazon.com, EBay, Walmart, Sears, Jet.com and approximately 1050 other on-line cooperatives and product aggregators. The company considers this rapid adoption to be a success gained in a very short period of time.

In March 2017 the company was contacted by the retail giant Walmart, who along with their acquired on-line retailer Jet.com (now in reorganization), are attempting to duplicate and surpass the Amazon portal. Walmart has done an admirable job. Our GenUltimate! products have been sold on Walmart's (and Jet.com's) portals since November 2016. In the 2018 discussions Walmart offered us preferential listings on portals and Walmart Depot stocking at their regional transit facilities. We also began discussions, now

in process, for the manufacturer of a Walmart house brand version of our GenUltimate! As a result of our agreements with Walmart, GenUltimate! is now sold and fulfilled directly by Walmart. In addition, Walmart has implemented a large on-line store pickup, allowing GenUltimate! users to pick their GenUltimate! product up at Walmart stores. We accepted Walmart's offer (who wouldn't) and changed our distribution agreement with Walmart (and Jet) so that Walmart would sell and fulfill our products directly. We accomplished this while still selling our products directly through Walmart. This business model is called cannibalization with the goal of overall sales maximization. Walmart customers who previously received standing orders for their legacy J&J Lifescan test strips are a part of this new program. The company believes this to be a market enhancing deal since Walmart will become both a "push" and a "pull" retailer. No special pricing of our GenUltimate! products was required to implement this plan, owing, no doubt, to the footprint we have established on the other large on-line portals. Walmart purchase orders for Walmart sales of our products have increased dramatically. We continue to evaluate our prospects with Walmart and we believe we will move toward a global agreement with Walmart for our GenUltimate!, PetSure! and GenChoice! (when cleared) and GenUltimate! TBG products. Meetings were scheduled in the month of May 2019 at both Walmart and CVS pharmacies, primarily for our GenUltimate TBG products. Subsequently we are gearing up our Covid-19 kit business quickly, albeit because of the times, using remote capabilities to reach out to Walmart, CVS, many, many others in the USA, Canada, and internationally.

The efforts being expended in the "big-box" arena are greatly aided by the company's recent success with the explosively growing on-line Marketplaces, many sponsored by the large retail pharmacies and retail stores. We expect the same type of response, perhaps even greater for our upcoming Covid-19 test kits. These Marketplaces are fast growing sister organizations to these retailers, and typically not a part of legacy manufacturers marketing plans. The company's recent successes in the on-line Marketplaces has given the company a beachhead in this market as the uncertainty brought on by the J&J lawsuits has (finally) waned. In mid-March 2016 the largest US retailer agreed to raise the company's standing to the highest retail "rung" by offering a new supplier contract and in mid-March 2018 this retailer and its recently acquired wholesale products partner contacted the company and implemented a direct relationship. This decision led to inquiries by other big box sellers.

In March 2019 we entered into a long term relationship with PARAGON Sales and Marketing Inc. to support the national growth of both our branded and private label retail products sold under our "Gen" brand, and our private label brands of Alltara!, ConsumerValue!, Infatig!, and Medicius!. We have expanded this relationship to include our Covid-19 sales and distribution efforts.

Initial accounts were assigned to PARAGON for big box and private brand big box agreements include Walmart, CVS, Walgreens, Costco, Kroger and Cardinal Health. PARAGON will also work closely with us in evaluating other potential new retail product categories and products that we may launch in both branded and private label offerings in the future. Sadly, shareholders and non-shareholders have already attempted to contact PARAGON, one such incursion occurring during the writing of our 3Q 2019 Quarterly Report. The company has promised PARAGON that we will take legal action against these people should this activity continue. Instead we were notified that PARAGON contacted their own commerce lawyer and in addition verified the person (name, address, etc.) behind the incursion.



Alltara choice and Altara ultimate are not yet available for sale or distribution in the United States or Puerto Rico.

Since March 2015 when we first we acquired special intellectual property and specialty manufacturing equipment which will shall serve our business interests now and into the future. We have increasingly turned to Alpha Capital Anstalt ("Alpha"), Navesink Device Initiatives, Sovereign Partners and Licgo Partners, whereby these organizations either purchased an 18-month 15% OID derivative instruments or Preferred C and Preferred D stock units, to facilitate the acquisition of intellectual property or manufacturing equipment, or to finance our growth. In 1Q, 2Q and 4Q 2016 and 2Q, 3Q and 4Q 2017, 2Q and 3Q 2018, and 1Q and 2Q 2019 we completed additional financing transactions with both Alpha and/or, Sovereign, and Licgo. Our most recent transactions with Alpha also financed an inventory credit line for the company so that we can meet many of the requirements of the largest retailers and maintain

at least \$300,000 in stock on hand at any time. And in 2020, to help us fund our Covid-19 product endeavors, Alpha loaned us an additional \$1.5 million to carry on and complete our GenViro! Swift development and testing. From time to time we drop below this \$300,000 threshold, primarily at the end of fiscal quarters. Alpha also financed our acquisition of new specialty manufacturing equipment to facilitate our contract manufacturer in Korea as they develop our new GenChoice! product.

In late July 2019 the company was contacted by a large Eastern European distributor of J&J/Lifescan, now (Platinum Equity) products. To begin, this distributor wishes to distribute the company's GenUltimate! PreciS product, a product that has no USA market, does not require FDA clearance to be sold overseas but appears to be a natural for Eastern European markets, particularly in CIS states and the Ukraine. The company completed an "accuracy" test for the GenPreciS! product to allow for its registration which is in process. We also plan to sell our GenViro! Swift kits to this distributor.

Additional Background and Foundation

In May 2010, we entered into agreement with Shasta Technologies, Inc. and Broadtree, Inc. This agreement granted our Pharma Tech Solutions, Inc. subsidiary the exclusive marketing rights to a new diagnostic product not yet on the market named Shasta Genstrip ("Genstrip"). The Genstrip product was developed to compete against the market leader in the then \$6.5 billion at home testing market. Shasta was in default of this 2010 Agreement within 90 days of its initiation. Penalties under that agreement and monies owed totaled in excess of \$2 million in "delay" penalties, which they were unable to pay. In April 2011, the company renegotiated its agreement changing its many roles and adding responsibility for regulatory approval, manufacturing and forecasting, international sales and additional sales markets in the U.S. Shasta defaulted under this agreement as well. On March 20, 2014 we acquired the GenStrip intellectual property, its marks and the cleared 510(k). Shasta defaulted on this agreement as well. In addition Shasta breached or defaulted on two insurance settlement agreements, owing to the aforementioned J&J litigation. Shasta also confessed to patent infringement of J&J's three patents and for one reason or another thought it was in their best interest to sue their previous FDA lawyer, who supposedly did not stop Shasta from commercially damaging themselves.

On April 30, 2014 we first implemented our FDA mandated Quality Plan and are now operating as the manufacturer (operator) of the GenUltimate! test strip. We have implemented subsequent Quality Plans with our Korean contract manufacturer for our GenUltimate! product. Similar Quality Plans and FDA registrations will be in place for the company's GenChoice! and GenUltimate! TBG products in the near term, and for our GenAccord and GenCambre products later in the coming months. Our overall Quality Plan, a living document, is in its fifth re-write.

The company brought suit against Shasta and the former contract manufacturer in Pennsylvania in November 2018. On December 31, 2018 the Pennsylvania court awarded the company with a \$3.6 million judgment against Shasta. We were pursuing collection of this judgment in Minnesota, California, Oregon and Pennsylvania. To that end we filed for a Writ of Attachment against Shasta for the \$3,600,000. This Writ will allow the company to bring an end to the litigation against Shasta in California and Minnesota (in an action stat that includes our FDA lawyer). On June 29, 2019 Settlement documents were executed by Shasta and the company to bring an end to the litigation in the four states. Shasta agreed to drop all claims against the company, and we agreed not to further pursue Shasta (but not Conductive Technologies, Inc. and not the former DECN shareholders). After five years, the company can now value its acquisition of the GenStrip technology and Marks, and any knowhow. We have done so as of the period ended September 30, 2019 (see financials) and have realized a gain in the period.

We continue to litigate in Pennsylvania against the former contract manufacturer and anticipate a handsome settlement in the coming months, who apparently while working for us, was also working against us and for Johnson & Johnson. The company is also pursuing those persons who owned stock in the company who may have traded stock in the market based on information and documents provided by Shasta, or who were given confidential documents by Shasta, gained through the litigation discovery and provided to these shareholders, who then posted the information on public message boards.

We currently employ nine professionals at or locally managed through our executive business office located at 2660 Townsgate Road, Suite 300, Westlake Village, California 91361. In addition, we maintain two full-time and seven part-time positions located throughout the United States. We also maintain a Quality Assurance office through our exclusive agent in Seoul, Korea as a means to fulfill our quality commitments to the FDA. Our telephone number is (805) 446-1973 and our website addresses are and www.pharmatechsolutionsinc.com and www.genultimate.com. and www.decisiondiagnostics.com. Additional web sites will be added for our GenChoice! product, our GenUltimate! TBG product and our GenViro! Covid-19 testing products.

As a part of the company's strategic plans, we have applied (to register) for fourteen Trademarks with the USPTO. The company's Genstrip product is a registered Trademark of Shasta Technologies LLC. Now that we own this Mark, we do not intend to

renew it. Our applications were filed with the USPTO in 1Q and 2Q 2015 and throughout 2016, 2017, 2018 and 2019. The company intends to use these Marks, as granted, to brand new products, rebranding of existing products, and the establishment of a family of Marks associated with our company and its place in our industry.

As of March 30, 2020, the company has received registration confirmation from the USPTO for the following Marks:

“Alltara!”
“GenUltimate!”
“GenSure!”
“GenChoice!”
“GenAccord!”
“GenCambre!”
“GenUltimate! TBG”
“Firefly!”
“ConsumerValue!”
“Infatig”
“Medicius!”

Our marks for Alltara!, ConsumerValue!, Infatig!, and Medicius! will be used for product families as an integral part of our relationships with the “big-box” entities. We have several Marks that were filed to further enhance our GenUltimate! TBG product and technology. These Marks were first filed in 2Q 2019. Subsequently we have filed for trademarks for GenUltimate! TBG and Genviro!.

As a result of a product embargo by Shasta and Conductive Technologies, Inc. the company ran into an inventory shortage, and in fact ran out of product on several occasions. However, the inventory problem began to clear up in late May 2016, and with the advent of adding the GenUltimate! product from Korea, shortages were alleviated. The company’s capacity for GenUltimate! production is now 750,000 packages per month (50 count and 100 count packages), for the new GenSure! product 100,000 packages per month (25 count and 50 count packages) and the new GenChoice! product (initial) 150,000 packages per month (50 count and 100 count packages). A mega-retailer has requested minimum inventories of finished product of 150,000 units/boxes. We expect other retailers to make similar requests. The manufacture of GenUltimate! and GenSure! are very similar and this capacity can be viewed as interchangeable. Similarly the manufacture of GenChoice! and GenUltimate! TBG will be similar to the manufacture of GenAccord! and GenCambre! Manufacture of GenPrecis will require additional investment in plant and machinery. The company is also in discussions with Korean contract manufacturers to augment our GenViro! Products, a product line we expect to require capacity to manufacture millions of these kits.

The company is also in discussions with prospective partners for our GenUltimate! TBG and GenViro! Products. While we are much further along with our GenUltimate! TBG product, a competitive mainline, legacy products company. The interest expressed in our GenViro! product has been unprecedented, at least for us, both from large USA based manufacturers and distributors, as well as those overseas. We recently brought on a distributor who will sell all of our products (but particularly GenViro! Swift kits) in central and southern Asia and India. We are also in discussions with a U.S. based group with worldwide reach who wishes to distribute our products in the EU and Pakistan. We anticipate more discussions about this group in the coming days. We have also decided to take on our Russian Federation partner to distribute our GenViro! test kits in the Russian Federation and elsewhere in Eastern Europe despite a similar “knock off” product having some publicity in Eastern Europe. We believe this group is at least two years away from any commercial viability, if ever.

The company’s stock currently trades on the OTCMarkets OTC Pink Current tier of the market. The company’s shares are DTC and DWAC eligible. On April 22, 2020 the company’s shares were suspended from trading by the U.S. SEC. This suspension ended on May 8, 2020. On May 8, 2020 with the lifting of the SEC imposed suspension, our shares began trading again on the OTC Expert market. Certain brokers/marketmakers are in the process of filing a Form 15c2-11 to revive the company’s trading on the OTC Pink market where we traded prior to April 22, 2020.

In mid-2018 the company chose to file a Regulation A offering in an effort to improve its disclosure to the SEC. The company had planned to use this filing, reviewed by the SEC without comment on August 23, 2018, to move toward uplist on the OTCMarkets exchange in 2019. In February 2019 the company, after completing all of the ancillary tasks required of a Reg. A filer, amended its registration with the SEC, a necessary requirement. Subsequently, the company’s stock price improved so that the registration offering price was much lower than the stock trading price. In early March, during the stock price rise, the company was informed that a certain party, who at that point claimed to own approximately 4% of the company’s outstanding shares, wished to buy the entire Reg. A offering on the date said offering became qualified. That would allow this certain party to gain control of the company for approximately \$5.3

million, a value much lower than the trading price of the company's common stock. This was/is a common predatory M&A strategy often used by private equity funds. On March 18, 2019, acting on a resolution by the company's Board of Directors, the Reg. A registration was withdrawn.

In February 2019 the company was approved for Deposit/Withdrawal at Custodian (DWAC) a method of electronically transferring new shares or paper [share certificates](#) to and from the [Depository Trust Company \(DTC\)](#) using a Fast Automated Securities Transfer (FAST) service transfer agent as the distribution point. DWAC transfer is a method employed by most funds and large investors.

Business activities throughout the next twelve months:

The company's business on a day-to-day basis includes the distribution of our GenUltimate! products, (50 count and 100 count versions), International distribution of our GenUltimate! Sure and GenUltimate! Precis products (25 count and 50 count versions), and our PetSure! products (30 count and 60 count versions), and throughout 2020 our GenChoice! (25 count, 50 count and 100 count versions), at least in international markets, and the GenUltimate! TBG (25 count, 50 count, 100 count versions and a meter), also in 2020. The company's GenUltimate! TBG product will be sold worldwide and will, require a strategic partner, unless a settlement of our litigation with Johnson & Johnson allows us to sell GenUltimate! TGB independently. The company has chosen one prospective partner looking to pay for the license rights to the GenUltimate! TBG product, a long term royalty for their continuing sales, and the settlement of other matters. The company has just completed a redesign of its GenUltimate! TBG test strip, building a technology foundation around its GenUltimate! technology.

In 1Q and 2Q 2020 we began the development of our GenViro! test kits, two different proprietary and unique technologies. During the month of March 2020 virtually all available company resources have been directed to GenViro!. We plan to begin sales overseas in select markets in late 3Q 2020 or early 4Q 2020. We still have hope to sell our GenViro! Swift saliva kits in the U.S. late in 2020.

In March 2019 the company announced the hiring of PARAGON Marketing and Sales, Inc., a nationwide retail accounts sales and management firm. The company has assigned several high worth "big box" retail accounts to PARAGON, including Walmart Stores, CVS Pharmacies, Walgreens Pharmacies, Cardinal Health (Wholesale). McKesson (private label brands), Kroger and others.

Companies in the manufacturing and marketing channels in the industry all employ packaging processes, including Korean, Chinese and Taiwanese manufacturers. In truth, the manufacturer operations collectively decided **not** to pay an extra \$10,000 for each of the packaging machines, or the \$0.10 for a slightly larger test strip vial (holder). The company believes this "me-tooism" to be a form of mental blinders. In implementing the company's new private label strategy, Decision Diagnostics decided not to bow to the packaging machine or "me-too" limitations. Instead the new packaging to be employed by the company will take into account diabetic testing patterns and the average number of testing days in a month. Private label versions of the company's products will be packaged in sizes of 30 count, 60 count and 120 count packages. This concept has been readily accepted by the company's private label target list in a detailed survey, and it is believed that this new packaging concept will be a marketing coup. Diabetics test every day of the month, not just 1.67 times a day. So a vial of 30 of the company's test strips (and 60 and 120) will accommodate the testing needs of the user, not the limitations of a particular type of packaging machine. Sales to the private label industry will be through private label product groups where every private label partner will own a private label group, each group containing all of the company's products in selective private label packaging.

The company currently has three major private label targets, the largest drug store chain, another top-5 drug store chain, and the second largest grocery store chain. In addition, the private label packaging is being offered to the largest drug store chains in Mexico and Canada. The Mexican chain, who also has numerous stores in Chile and Argentina has moved quickly. However, in all cases the sales process is in the closing stages. Closes of this nature, do however, take time. The company has Trademarked four product label groups for exclusive sales of products to the private label concerns: Alltara!, Advant!, Infatig!, and Medicus!.

Other 12-month business objectives include:

4. The practice of specializing in the distribution of GenUltimate! and PetSure! and GenUltimate! 4Pets products, and the completion of the GenViro!, GenChoice!, and GenUltimate! TBG products. We also intend to add several brand-name medical diagnostic and medical disposable products, lancets through our Firefly! product, as well as several lines of insulin syringes and pen needles, all associated with the on-

going care of diabetes-inflicted patients, and the world-wide distribution of our proprietary diagnostic products.

5. Combining our wholesale and retail diagnostics distribution with the major successes we have had in the on-line retail markets, and adding legacy retail organizations (already some legacy retailers of note). See discussion above concerning private label opportunities and our private label lines.
6. Continue to implement the plans provided by our agent MWK LLC, and PARAGON Sales and Marketing in efforts to secure big-box pharmacy chains, chain grocers and nationwide retailers in addition to the private label groups previously discussed.

Recent Business Milestones:

In 1Q 2019, 2Q 2019, 3Q and 4Q 2019 and 1Q 2020 the company has accomplished the following milestones.

7. In March 2020 we completed design of two Covid-19 test kits for commercial sale as soon as FDA Pre-EUA and EUA approval is gained (see Business Section Introduction).
8. We have prepared for introduction a premier version of our popular GenUltimate! test strip for launch on September 3, 2019. First deliveries for this test strip designed and provided for the benefit of big box stores will be in the 3rd week in September.
9. We completed the design and manufacture of PetSure! glucose test strips for the international markets, and completed development of our GenChoice!, GenUltimate! 4Pets and GenUltimate! TBG products.
10. We began FDA 510K prosecution, patient clinical, 3rd Party testing and/or clinical trials of two new test strip products, our GenChoice! and GenUltimate! TBG test strips and the GenUltimate! TBG Precise meter. Neither the PetSure! nor GenUltimate! 4Pets products required live patient (pet) clinical testing. We most recently added GenChoice! TBG to our Advanced Development schedule.
11. The company initiated a marketing program to the on-line Marketplaces sponsored by pharmacy chain, department store and grocery store retailers, as well as mass merchandisers, and including the largest retailers. This program has so far been the most successful endeavor since our inception.
12. The company has retained patent counsel to file three patents (in 3Q 2019) for our GenUltimate! TBG and GenPrecis meters and test strips, and for our newest adaptation, our two GenViro! Covid-19 test kits.

Financing Requirements

At June 30, 2020, we had cash and equivalents of \$650,077 and negative working capital of \$3,323,713. We anticipate that we will require up to \$250 million in **trade debt financing** to finance our expected sales of our GenViro!, (especially GenViro! Swift kits) GenUltimate!, GenUltimate! Premier (for big box) GenUltimate! TBG, and GenChoice!. Trade debt financing is traditional debt

where the borrower borrows cash, usually from a revolving line of credit used to finance pre-payment for inventory. The company anticipates drawing down the trade debt in installments of first \$1 million, then \$2 million, and finally \$5 million. Money for this type of debt is readily available from wealthy individuals, finance companies or a bank or other financial institution and at the term of the loan pays the lender back in cash. The company has noted substantial disinformation in public forums regarding trade debt financing. The above paragraph is the company's final position regarding its trade debt posture. We will borrow money, finance manufacturing of our product purchases, and then pay the money back to the lender. Fancy derivative and/or toxic equity financing will not be used. We will operate our business like a business. Most financing is hard to get for a small company, nonetheless we will aspire to endure. Without the financing our sales will be curtailed.

In March 2020 the company entered into six Notes (loans) with its main investor, Alpha Capital Anstalt, for a total of \$1.50 million. As of June 30, 2020, Alpha has rendered \$1,500,000 in loans, based on Alpha's funding and fulfillment of five of these Notes. On April 22, 2020 the company approached Alpha to raise their Note funding level from \$1.5 million to \$2.0 million.

In March 2012 we renewed our agreement with Alpha Credit Resources ("ACR") for a third time in order to obtain this debt financing. After the expiration of that agreement, in November 2013 we executed a new line of credit with Alpha Credit Resources, replacing our previous line. This credit line was for \$12.5 million, but with the velocity of our product sales, could yield over \$250 million in annually available credit. We never did draw down any credit financing from ACR, although we many times tried. On December 14, 2015 this credit line expired. Subsequently we learned that ACR and its parent, Platinum Credit became the subject of several Federal criminal investigations and trials. In September 2016, the major funds controlled by Platinum filed for liquidation. The company immediately froze all of its securities held by Platinum, securities paid from 2007 through 2014, but none subsequently. Platinum had not been granted any requests for any conversion or sale transactions since December 2014. As a part of this liquidation the company is now seeking return of most of the securities granted to the Platinum funds from 2007 through 2014.

We will from time to time continue to seek a combination of equity and long-term debt financing as well as other traditional cash flow and asset backed financing to meet our financing needs and to reduce our overall cost of capital. Additionally, in order to accelerate our growth rate and to finance general corporate activities, we may supplement our existing sources of funds with financing arrangements at the operating system level or through additional short-term borrowings. As a further capital resource, we may sell or lease certain rights or assets from our portfolio as appropriate opportunities become available. However, there can be no assurance that we will be able to obtain any additional financing, on acceptable terms or at all.

Results of Operations for the three months ended June 30, 2020 and 2019, compared.

The following tables summarize selected items from the statement of operations for the three months ended June 30, 2020 compared to 2019.

REVENUE, COST OF SALES, AND GROSS PROFIT:

	Three Months Ended			
	June 30,			
	2020	2019	3 Months	%Δ
Revenue	\$ 362,864	556,518	(193,654)	-34.80%
Cost of sales	262,753	431,728	(168,975)	-39.14%
Gross profit	100,110	124,790	(24,680)	-19.78%
	27.6%	22.4%		

Revenue and Cost of Sales decreased dramatically for the three months ended June 30, 2020 compared to 2019. The decrease is due primarily to the global effects of the COVID-19 pandemic and related mandatory business shutdown.

OPERATING EXPENSES:

	Three Months Ended			
	June 30,			
	2020	2019	3 Months	%Δ
Expenses:				
General & administrative expenses	178,765	226,669	(47,904)	-21.13%
Consulting	18,300	70,934	(52,634)	-74.20%
Compensation expense	75,343	102,493	(27,150)	-26.49%
Professional fees	234,704	107,452	127,252	118.43%
Total expenses	507,113	507,548	(435)	-0.09%
Net operating (loss)	(407,002)	(382,759)	(24,243)	6.33%

Three months ended June 30, 2020 and 2019, compared:

General and administration expenses include bad debt, office expenses (including rent, cleaning and maintenance, utilities, and telephone), insurance, and bank charges. During the quarter ended June 30, 2020, general and administrative expenses decreased by \$47,904 to \$178,765 (2019 - \$226,699) due primarily to the COVID-19 pandemic mandatory shutdown.

Consulting expenses for the quarter ended June 30, 2020, decreased \$52,634 to \$18,300 (2019 - \$70,934). The decrease is due primarily to the COVID-19 pandemic mandatory shutdown, which resulted in our not hiring consultants during this time of business shutdown.

Compensation expense for the quarter ended June 30, 2020 decreased \$27,150 to \$75,343 (2019 - \$102,493). The decrease is due primarily to the COVID-19 pandemic mandatory shutdown, which resulted in our laying off internal staff during this time of business shutdown.

Professional fees include accounting services, legal fees and regulatory reporting compliance. The increase in professional fees of \$127,252 to \$234,704 (2019 - \$107,452) is due primarily to an increase in legal fees incurred in connection with our product development costs associated with our COVID-19 testing solution, wherein we engaged additional legal counsel in 2020 to assist in the review of potential new sales/distributing agreements and review general corporate matters. We anticipate our legal fees to continue in 2020.

OTHER INCOME (EXPENSE):

	Three Months Ended			
	June 30,			
	2020	2019	3 Months	%Δ
Other income (expense):				
Financing costs	(16,405,565)	(313,254)	(16,092,311)	100.00%
Interest expense, net	(107,102)	(69,450)	(37,652)	-54.21%
Loss on write-down of obsolete inventory	(304,276)	-	(304,276)	100.00%
Other income - PPP grant	10,000	-	10,000	100.00%
Gain on inventory liabilities	-	1,340,000	-	100.00%
Total other income (expense)	(16,806,943)	957,296	(16,424,239)	345.79%
Taxes:				
State	(1,086)	-	(1,086)	0.00%
Net income/loss	<u>\$ (17,215,031)</u>	<u>574,537</u>	<u>(16,449,568)</u>	<u>-2863.10%</u>

Quarter Ended June 30, 2020 and 2019, compared:

Our other income and expense increased an overall \$16,449,568 from \$574,537 for quarter ended June 30, 2020, to \$16,806,943 for the quarter ended June 30, 2019. Other expense includes costs related to our financing activities associated with our debt and equity

offerings of \$16,405,565 (2019 - \$313,254) and interest expense of \$107,102 (2019 - \$69,450). We also incurred a loss on write-down of obsolete inventory of \$304,276 (2019 - \$0) and a gain on inventory liabilities in the quarter ended June 30, 2019 of \$1,340,000 (2020 - \$0) due to a reconciliation of balances due with our primary supplier.

We recorded a net loss for the quarter ended June 30, 2020, of \$17,215,031 compared to a net income in 2019 of \$574,537. The change is due primarily to the financing costs associated with our previous debt and equity offerings where the holder elected to partially convert the debt into equity.

Results of Operations for the six months ended June 30, 2020 and 2019, compared.

The following tables summarize selected items from the statement of operations for the six months ended June 30, 2020 compared to 2019.

REVENUE, COST OF SALES, AND GROSS PROFIT:

	Six Months Ended				6 Months	%Δ
	June 30,		2019	2020		
	2019	2020				
Revenue	\$	936,656	\$	1,117,911	(181,255)	-16.21%
Cost of sales		638,337		820,034	(181,697)	-22.16%
Gross profit		298,319		297,877	442	0.15%
		31.8%		26.6%		

Revenue and Cost of Sales decreased for the six months ended June 30, 2020 compared to 2019. The decrease is due primarily to the global effects of the COVID-19 pandemic and related mandatory business shutdown.

OPERATING EXPENSES:

	Six Months Ended				6 Months	%Δ
	June 30,		2019	2020		
	2019	2020				
Expenses:						
General & administrative expenses		789,274		614,498	174,776	28.44%
Consulting		34,049		120,347	(86,298)	-71.71%
Compensation expense		166,031		226,956	(60,925)	-26.84%
Professional fees		323,142		402,372	(79,230)	-19.69%
Total expenses		1,312,496		1,364,173	(51,677)	-3.79%
Net operating (loss)		(1,014,177)		(1,066,296)	52,119	-4.89%

Six months ended June 30, 2020 and 2019, compared:

General and administration expenses include bad debt, office expenses (including rent, cleaning and maintenance, utilities, and telephone), insurance, and bank charges. During the six months ended June 30, 2020, general and administrative expenses increased by \$174,776 to \$789,274 (2019 - \$614,498) due primarily to a blend of recognizing \$450,000 in bad debt reserves due to the COVID-19 pandemic and mandatory business shutdown in quarter ended March 31, 2020, and the resulting reduction of operational overhead also associated with COVID-19.

Consulting expenses for the six months ended June 30, 2020, decreased \$86,298 to \$34,049 (2019 - \$120,347). The decrease is due primarily to the COVID-19 pandemic mandatory shutdown, which resulted in our not hiring consultants during this time of business shutdown.

Compensation expense for the six months ended June 30, 2020 decreased \$60,925 to \$166,031 (2019 - \$226,956). The decrease is due primarily to the COVID-19 pandemic mandatory shutdown, which resulted in our laying off internal staff during this time of business shutdown.

Professional fees include accounting services, legal fees and regulatory reporting compliance. The decrease in professional fees of \$79,230 to \$323,142 (2019 - \$402,372) is due primarily to an increase in legal fees incurred in connection with our product development costs associated with our COVID-19 testing solution, wherein we engaged additional legal counsel in 2020 to assist in the review of potential new sales/distributing agreements and review general corporate matters, combined with the overall reduction in costs associated with the COVID-19 mandatory business shutdown. We anticipate our legal fees to continue in 2020.

OTHER INCOME (EXPENSE):

	Six Months Ended			
	June 30,			
	2020	2019	6 Months	%Δ
Other income (expense):				
Financing costs	(16,434,065)	(313,254)	(16,120,811)	100.00%
Interest expense, net	(339,889)	(476,182)	136,293	28.62%
Loss on write-down of obsolete inventory	(304,276)	(162,359)	(141,917)	100.00%
Other income - PPP grant	10,000	-	10,000	100.00%
Gain on inventory liabilities	100,000	1,340,000	(1,240,000)	100.00%
Total other income (expense)	(16,968,230)	388,204	(17,356,435)	428.62%
Taxes:				
State	(1,086)	-	(1,086)	0.00%
Net income/loss	\$ (17,983,493)	\$ (678,092)	(17,305,402)	2552.07%

Six months ended June 30, 2020 and 2019, compared:

Our other income and expense increased an overall \$17,356,435 from \$388,204 for six months ended June 30, 2019, to \$(16,968,230) for the six months ended June 30, 2020. Other expense includes costs related to our financing activities associated with our debt and equity offerings of \$16,434,065 (2019 - \$313,254) and interest expense of \$339,889 (2019 - \$476,182). We also incurred a loss on write-down of obsolete inventory of \$304,276 (2019 - \$162,359) and a gain on inventory liabilities in the quarter ended June 30, 2019 of \$1,340,000 (2020 - \$100,000) due to a reconciliation of balances due with our primary supplier.

We recorded a net loss for the six months ended June 30 of \$17,983,493 compared to a net loss in 2019 of \$678,092. The change is due primarily to the financing costs associated with our debt and equity offerings.

Liquidity and Capital Resources

A critical component of our operating plan impacting our continued existence is the ability to obtain additional capital through additional equity and/or debt financing. We do not anticipate generating sufficient positive internal operating cash flow until later in 2020, as a result of several factors, including the change in our status from exclusive distributor of our GenStrip 50 (now GenUltimate!) our pet testing products and new products coming on-line, to the manufacturer of this product (now in process), complete additional financial service company acquisitions and generate substantial revenues, which may take the next few years to fully realize. We anticipate that in the next 12 months that we will be starved for cash from time to time as the need for cash to finance our FDA 510K prosecutions and product developments will outstrip our abilities to raise cash from traditional sources. The company's Board has established and reaffirmed that the company will **not** allow our need for cash to be exploited by toxic funding entities. We will, from time to time seek to raise capital from small funds. Our current cash position is critical.

As our GenUltimate! product grows along its product life cycle, and as we launch new products such as our GenChoice! and GenUltimate TBG products, we may not obtain the necessary capital to pursue our strategic plan. As of this writing we are in a short term "cash crunch." If this crunch continues it could materially impact our operations. However, the company is securing a revolving debt credit line and expects handsome settlement cash from two lawsuits.

As of June 30, 2020, we had cash and cash equivalents of \$650,077, inventory of \$171,130, and accounts receivable of \$945,205. Net cash used by operating activities for the six months ended June 30, 2020 was \$879,046. Current liabilities of \$5,090,624 consisted of: \$1,646,899 of accounts payable and accrued liabilities, contingent legal fees of \$240,000, short-term inventory financing of \$310,379, and notes payable and OID of \$2,893,346. As of June 30, 2020, we have a negative working capital of \$3,323,713.

The accompanying financial statements have been prepared contemplating a continuation of the Company as a going concern. The Company has reported an accumulated deficit of \$67,713,417 and a net loss of \$17,983,493 for the six months ended June 30, 2020. Additional investments are being sought, but we cannot guarantee that we will be able to obtain such investments. Financing transactions may include the issuance of equity or debt securities, obtaining credit facilities, or other financing mechanisms. However, the trading price of our common stock and conditions in the U.S. stock and debt markets could make it more difficult to obtain financing through the issuance of equity or debt securities. Even if we are able to raise the funds required, it is possible that we could incur unexpected costs and expenses, fail to collect significant amounts owed to us, or experience unexpected cash requirements that would force us to seek alternative financing. In the summer of 2019, we withdrew our registration statement filed under Reg. A with the U.S. Securities and Exchange Commission. We did so because we had been informed that a single entity, or related entities, was preparing to buy all of the underlying securities registered in the Reg. A, and thereby take control of the company. Withdrawal of this registration created a

“cash crunch” down line. Our current cash position is critical. Thus, if we issue additional equity or debt securities, stockholders may experience additional dilution or the new equity securities may have rights, preferences or privileges senior to those of existing holders of our common stock. If additional financing is not available or is not available on acceptable terms, we may have to curtail our operations.

Cash to Operating Activities

During the six month ended June 30, 2020, operating activities used cash of \$879,046 compared to using cash of \$1,005,001 in 2019. Our net operating loss for the six months ended June 30, 2020 was \$17,983,493 and included shares issued for financing fees of \$16,434,065 (2019 - \$313,254), shares and options issued for services of \$nil (2019 - \$25,000), bad debt write-off of \$450,000 (2019 – \$175,000), gain on inventory liabilities of \$100,000 (2019 - \$nil), loss on write-down of obsolete inventory of \$304,276 (2019 – \$162,362), and gain on intellectual property of \$nil (2019 - \$1,340,000). Our change in accounts receivables increased \$174,610 to a use of \$350,039 (2019 – \$175,429 use). Our change in inventory increased \$242,504 to a use of \$308,771 (2019 - \$66,267 use). Accrued interest decreased by \$296,023 to \$180,159 source (2019- \$476,182 source) due primarily to Original Issue Discounts totaling \$376,089 recorded in the quarter ended March 31, 2019 (2020 - \$nil) that were mutually identified by us and our noteholders during the course of a normal review of our debt with them. Our contingent liabilities remained constant in 2020 as compared to 2019 due to the recognition of liability due to our involvement in legal matters.

Cash from Investing Activities

During the six months ended June 30, 2020, investing activities used \$60,315 in cash (2019 - \$65,575 use) related wholly to our intellectual property.

Cash from Financing Activities

During the six months ended June 30, 2020, financing activities produced net cash of \$1,475,104 (2019 – \$800,010). This change is primarily a result of successful debt offerings in 2020.

Internal and External Sources of Liquidity

Alpha Credit Resources LLC (formerly Centurion Credit)

On November 17, 2007, we entered into an agreement with Alpha Credit Resources LLC to secure a \$1,000,000 revolving credit facility that is geared specifically to our business. As of October 2008, the company renewed its agreement with Alpha Credit Resources LLC until November 17, 2009 and as an inducement to renew the credit line was increased to \$2,000,000, with additional seasonal increases to \$2,500,000. In September 2010 we began discussions with Alpha Credit for an additional \$6.0 million credit facility to provide available credit to finance sales of our new at-home testing diagnostic product. The company last borrowed funds using the credit line in the Year ended December 31, 2011. The agreement matured on December 31, 2011 without renewal. In March of 2012, we executed a renewal agreement with Alpha Credit. The renewal Year matured on December 31, 2012. We borrowed no money under this renewal. In December 2013 we again renewed our credit line with Alpha Credit, expanding our credit line to \$12.5 million (Fourth Omnibus Renewal). As a part of the most recent renewal agreement all previous accrued debt and interest owed Alpha Credit was reduced to \$0.00. Alpha Credit Resources breached this renewal agreement. The agreement was allowed to come to term. In April 2016 the company brought its disputes with Alpha Credit to the attention of new management and while working on a resolution, the parent of Alpha Credit and its sister operations became embroiled in two Federal investigations. Subsequently the funds that capitalized Alpha went into liquidation. The company was standing still until these investigations are brought to a conclusion, but in 1Q 2018 we decided to cancel 1,000 Class B Preferred shares that Alpha did not earn, and over 300,000 shares of Preferred E stock that was not earned, and may have been a part of a scheme to defraud the company as principals of Alpha’s parent are now on trial, in sentencing proceedings, or both.

Cash Flow.

Since inception, we have primarily financed our cash flow requirements through the issuance of common stock, the issuance of notes and sales generated income. With anticipated growth in 2020 we may, during our normal course of business, experience net negative cash flows from operations, pending receipt of revenue, which often are delayed because of the nature of the healthcare industry. Further, we may be required to obtain financing to fund operations through additional common stock offerings and bank or other debt borrowings, to the extent available, or to obtain additional financing to the extent necessary to augment our available working capital.

Satisfaction of our cash obligations for the next 12 months.

As of June 30, 2020, our cash balance was \$650,077. Our plan for satisfying our cash requirements for the next twelve months is through additional equity, third party financing, and/or debt financing. We anticipate sales-generated income during that same year of time, but do not anticipate generating sufficient amounts of positive cash flow to meet our working capital requirements. Consequently, we intend to make appropriate plans to insure sources of additional capital in the future to fund growth and expansion through additional equity or debt financing or credit facilities. We are currently experiencing a substantial “cash crunch.” We are in the middle of three new product launches, two 510K applications (one in process and one almost complete) and their prosecution, an expansion to our manufacturing facilities, growth in a segment of overseas business, the funding of the commercialization of two products and the antecedent activities, and the prosecution and/or settlement of three legal actions. The company is in need of additional capital, estimated to be approximately \$1 million, to bridge to upcoming capital events, a settlement of a lawsuit with Johnson and Johnson, and the beginning of the partnership agreement discussed below.

As we expanded operational activities, we may continue, from time to time, to experience net negative cash flows from operations, pending receipt of sales or development fees, and will be required to obtain additional financing to fund operations through common stock offerings and debt borrowings to the extent necessary to provide working capital. It was not until the company entered into the agreement with Alpha Credit Resources, LLC that the company could fill orders for patients and customers on a continuous basis. Until the Alpha Credit line was put in place, we managed to keep a small portion of our distribution activities going when our limited resources allowed us which remains true as of this filing.

Predictions of future operating results are difficult to ascertain due to our historic operating activities. The recent addition of a credit line has helped but we have found it increasingly difficult to transact commerce in the very cash intensive prescription drug industry. Thus, our prospects must be considered in light of the risks, expenses and difficulties frequently encountered by companies in their early stages of commercial viability, particularly companies in new and rapidly evolving technology markets. Such risks include, but are not limited to, an evolving and unpredictable business model and the management of growth. To address these risks we must, among other things, implement and successfully execute our business and marketing strategy, continue to develop and upgrade technology and products, respond to competitive developments, and continue to attract, retain and motivate qualified personnel. There can be no assurance that we will be successful in addressing such risks, and the failure to do so can have a material adverse effect on our business prospects, financial condition and results of operations.

In March 2019 the company received its first communication from a 3rd party company about its new GenUltimate! TBG product and technology. Subsequently the company received additional communiques. Propositions covered much of what could be expected in a complicated M&A transaction.

The company’s Board entered a process of interview and elimination. This process concluded on June 30, 2019. The company asked this entity to clarify the earn-out.

Expected purchase or sale of plant and significant equipment.

We anticipate the purchase of significant equipment for our Covid-19 products to be placed and used by our Korean contract manufacturer. The cost of this equipment is anticipated to be \$1 million. We have previously disclosed other of these investments in previous reports.

Going Concern

The financial statements included in this report have been prepared in conformity with generally accepted accounting principles that contemplate the continuance of the Company as a going concern. The Company's cash position is currently inadequate to pay all of the costs associated with testing, production and marketing of products. Management intends to use borrowings and security sales to mitigate the effects of its cash position, however no assurance can be given that debt or equity financing, if and when required will be available. The financial statements do not include any adjustments relating to the recoverability and classification of recorded assets and classification of liabilities that might be necessary should the Company be unable to continue existence.

Contingencies and Litigation

We transact commerce in several medical products market channels. We also transact commerce by licensing our proprietary medical software that functions by moving confidential medical data through our proprietary medical information technology devices and networks. Our original Genstrip product required initial regulatory approval by the USFDA as well as on-going USFDA approvals during the product life cycle. Further, Genstrip required medical patient trials and competes directly with a major platform manufacturer. We insure against any claims made against the company for our Genstrip product.

Our GenSure product is sold only in international markets. We are protected against claims of patent and/or trademark infringement by virtue of our 2016 settlement agreement with Johnson & Johnson and two J&J divisions.

Our GenChoice! and GenUltimate! TBG products will be sold worldwide. The company will have to protect against claims of infringement for both of these products. Patent and trademark infringement suits are often filed for strategic business reasons, having only a passing relationship to the patents or trademarks claimed to be at issue.

Healthcare, especially those segments where the company competes, is also very litigious. Competing companies often use litigation as a marketing tool, bringing litigation as a means to protect market share and limit market exposure. The medical industry is also intertwined. From time to time, we may become involved in claims and litigation that arise out of the normal course of business, such as litigation that emerges from disputes over damaged, missing or contaminated product, litigation that arises over payment disputes or claims of fair value. We may also become involved in disputes that arise over the business or business practices of our suppliers, payers and customers. It is not uncommon in our industry to find that a litigant has filed claims in multiple jurisdictions involving the same transaction or a single transaction. The company maintains substantial insurance coverage against suits that may arise over issues of damaged, recalled or counterfeit product and other product liability issues. The company has also been a victim of the unapproved acts of prior management. These acts have resulted in claims from individuals and entities since the Board relieved former management of duty in 2006. Nonetheless, these claims have resulted in the use of management time and company resources to investigate, litigate, or settle. In addition, the company accrues contingent legal fees and product liability fees. As of March 31, 2020, our accrual was \$485,069.

From time to time, the company may also be subject to demands from individuals or entities. These demands and disputes may consume management time and company resources. Other than as noted below, if there is such a disclosure, there are no pending matters at the current time that in management's judgment may be considered potentially material to us.

In December 2018 the company and Mr. Berman were sued by a former employee who made employment practices claims. This employee had been terminated some 16 months earlier, for insubordination. The company filed a counter-suit against the former employee for misappropriating and hiding company property, secrets, and for violating HIPAA statutes as a result of these actions. The company and Mr. Berman are both insured against these types of lawsuits. In 1Q 2020, with the assistance and resources of its insurer, this lawsuit was settled.

We were in litigation with Lifescan Inc. a subsidiary of Johnson & Johnson beginning in September 2011. Lifescan had maintained throughout that our Genstrip (now known as GenUltimate!) product infringed on three of their patents. One of these patents became the subject of peripheral litigation activities, and two Appeals (one for each side) to the U.S. Appeals Court for the Federal Circuit (the patents appeals court). In January 2016 the Court of Appeals for the Federal Circuit ruled in its Mandate that this one foundational patent and the claims made by the assignee Lifescan, Inc. was struck (killed) due to obviousness (a clever wording meant to obscure a connection between the Lifescan, Inc. invention and earlier generation technologies dating back to the late 1970s). Throughout this Appeal process, and a litigation process waged through the USPTO, the company prevailed. In addition, as a result of certain claims and allegations made by Lifescan after the close of the USPTO final determination (in favor of the company), the office of the Solicitor General intervened against Lifescan Inc. in the Federal Circuit court and was of great assistance in getting the Lifescan, Inc. patent revoked. Nonetheless the seeming baseless allegations and claims made by Lifescan against the company have taken their toll, limited our ability to sell our GenStrip (now known as GenUltimate) to large entities ("big box stores") and greatly extended the court processes.

In May 2016 the company became aware of a clause Lifescan had inserted in its Franchise agreements. This clause set a penalty structure whereby should any Franchisee who also bought non-Lifescan products (but more clearly our GenUltimate) they would lose their access to product rebates, and in certain instances their Franchise. Once aware of these illegal tie-ins the company complained to the Federal government, and in January 2017, for the first time since the onset of litigation with J&J, the tie-in clause was globally lifted by J&J. During the pendency of the 2011 and 2012 lawsuits, Lifescan was guilty of a number of unethical practices.

In March 2016 the company filed suit against Johnson & Johnson and two Lifescan divisions through our two IP subsidiaries. DECN filed the lawsuit in the United States District Court, District of Nevada, in Las Vegas, NV, Case 2:16-cv-00564, titled Pharma Tech Solutions, Inc. et al v. Lifescan, Inc. et al naming Johnson & Johnson and its divisions Lifescan, Inc. and Lifescan Scotland Ltd. for alleged infringement in relation to U.S. Patent numbers 6,153,069, an apparatus patent, and 6,413,411, a method patent. The suit sought at least \$400 million in provable damages. The company lost this lawsuit on a contested technicality, and also lost its appeal.

In November 2018 the company filed a lawsuit in Pennsylvania court against Conductive Technologies, Inc. (CTI) and Shasta Technologies LLC, alleging, among other things, that these two former partners colluded along with Lifescan, Inc. to illegally embargo the company's GenUltimate! product and technology, and to attempt to seize this product and associated Intellectual Property. The suit emerged as a result of a settlement the former partners entered into with Lifescan, Inc. and Johnson & Johnson to settle their issues (at

our expense) in the above discussed patent infringement lawsuits of 2011 and 2012. On December 31, 2018 the Pennsylvania court granted the company a judgment in the amount of \$3,600,000 against Shasta Technologies LLC. The company had been in the process of enforcing the judgment in the states of Minnesota, Oregon (Shasta's domicile), and California. In late April 2019 the company filed and received a Writ of Attachment from the State of California Superior Court and proceeded to execute on this Writ.

Activities to enforce the judgment against Shasta in Minnesota and California ended the litigation and collection activities against Shasta as of the period ended June 30, 2019. The company, upon conclusion of the litigation then valued its acquisition of technology and Marks in the financials for the period ended June 30, 2019. The company shows a one-time gain in the 2Q 2019 period. Litigation against CTI continues. Recently the company was made aware of a conflict that involved a sister company of CTI, whereby this sister company had extensive undisclosed contract dealings with J&J. At the time of the Settlement by Shasta and CTI with J&J, CTI had recently appointed a new Chairman, the then CEO of the sister corporation. The company believes that this new Chairman, in an effort to preserve another agreement with J&J immediately ordered settlement with J&J and as a result of this settlement with J&J became the architect of the embargo against the company and its products, forcing the company to redevelop GenUltimate in Korea, at a cost of \$660,000. CTI also used the company's client list obtained as a part of the J&J litigation and hired a company distributor to distribute the company's products to other of the company's distributors. The company is seeking settlement with CTI but will be forced going forward to expand its suit against CTI to add the sister corporation and its Chairman to the expanded lawsuit.

Off-Balance Sheet Arrangements

We do not have any off-balance sheet arrangements that have or are reasonably likely to have a current or future effect on our financial condition, changes in financial condition, revenues or expenses, results or operations, liquidity, capital expenditures or capital resources that is material to investors.

Error Repair

The company will endeavor to repair any and all errors that new sets of eyes find in this document after posting, whether these errors are in spelling, grammatical, punctuation related or numeric. We are not perfect and we remind others that the people who point our errors out to us, along with their public comments, are not perfect either.